

## **ANEXOS DOCUMENTALES**

## **ANEXO I**

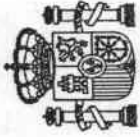


**ZACARÍAS SALAS GRAJERA, SUBDIRECTOR GENERAL DE GESTIÓN  
CONTABLE EN LA INTERVENCIÓN GENERAL DE LA ADMINISTRACIÓN DEL  
ESTADO**

**CERTIFICA:**

Que según consultas efectuadas en el Sistema de Información Contable de la Administración General del Estado, la recaudación líquida aplicada al Presupuesto de Ingresos del Estado durante el período 1 de enero de 2004 a 31 de diciembre de 2004, ambos inclusive, es la que se detalla en el cuadro adjunto.

Y para que conste a los efectos oportunos, expido la presente certificación, en Madrid a quince de junio de dos mil seis.



## RECAUDACIÓN LÍQUIDA CAPÍTULOS 1 Y 2 PRESUPUESTO DE INGRESOS DEL ESTADO

Periodo de 01-01-04 a 31-12-04

	(1) Recaudación líquida previa al pago a CC.AA. Y CC.LL.	(2) Pagos efectuados a CC.AA.	(3) Pagos efectuados a CC.LL.	(4)=(1)-(2) Recaudación líquida minorada por pagos a CC.AA.	(5)=(1)-(2)-(3) Recaudación líquida minorada por pagos a CC.AA. Y CC.LL.
<b>Conceptos</b>					
100.00 Impuesto s/ la Renta de las Personas Físicas	47.722.450.680,91	16.677.884.836,12	632.369.916,15	31.044.565.844,79	30.412.195.928,64
101.00 Impuesto s/ Sociedades	26.019.920.812,53			26.019.920.812,53	26.019.920.812,53
101.02 Cánton s/ Investigación y Explotación de Hidrocarburos	832.537,19			832.537,19	832.537,19
101.03 Gravamen Rva. Revalorización R.D.L.7/1996P. Sociedades	4.162.786,95			4.162.786,95	4.162.786,95
102.00 Impuesto s/ La Renta de no Residentes	1.395.414.476,95			1.395.414.476,95	1.395.414.476,95
113 Gravamen Rva. Revalorización R.D.L.7/1996P. Físicas	0,00				
119.00 Imppto General s/ Sucesiones y Donaciones	13.693.348,90			13.693.348,90	13.693.348,90
119.01 Imppto. s/ el Patrimonio	30.370.924,10			30.370.924,10	30.370.924,10
120 Cotizaciones de los regímenes especiales de funcionarios	815.941.299,86			815.941.299,86	815.941.299,86
190 Impuestos Extinguidos	-36.915,19			-36.915,19	-36.915,19
	<b>76.002.749.952,20</b>	<b>16.677.884.836,12</b>	<b>632.369.916,15</b>	<b>59.324.865.116,08</b>	<b>58.692.495.199,93</b>
210 Impuesto s/ el Valor Añadido	44.507.353.176,79	14.928.620.440,01	455.185.902,57	29.578.732.736,78	29.123.546.834,21
210.00 Importaciones	12.669.177.473,89			12.669.177.473,89	12.669.177.473,89
210.01 Operaciones Interiores	31.838.175.702,90	14.928.620.440,01	455.185.902,57	16.909.555.262,89	16.454.369.360,32
220 Impuesto s/ s/consumos específicos	17.513.703.046,62	7.572.530.416,85	190.198.916,90	9.941.172.629,77	9.750.973.712,87
220.00 Alcohol y Bebidas Derivadas	842.337.654,68	365.211.040,00	9.308.350,15	477.126.614,68	467.818.264,53
220.01 Cerveza	233.244.040,60	95.095.040,00	2.468.112,27	138.149.000,60	135.680.888,33
220.03 Labores del Tabaco	5.487.043.525,54	2.223.541.200,01	64.200.884,71	3.263.502.325,53	3.199.301.440,82
220.04 Hidrocarburos	10.122.792.783,60	4.059.181.720,00	113.994.310,03	6.063.611.063,60	5.949.616.753,57
220.05 Determinados medios de Transporte	934.727,59			934.727,59	934.727,59
220.06 Productos Intermedios	18.336.562,65	7.749.039,99	227.259,74	10.587.522,66	10.360.262,92
220.07 Impuesto s/ la Electricidad	809.013.751,96	821.752.376,85		-12.738.624,89	-12.738.624,89
230 Derechos de Aduana y exac.de efecto equivalente	1.153.785.651,12			1.153.785.651,12	1.153.785.651,12
231 Exacciones reguladoras y otros gravámenes agrícolas	77.519.082,86			77.519.082,86	77.519.082,86
280 Cotización producción y almacenamiento de azúcar isoglucosa	20.316.628,22			20.316.628,22	20.316.628,22
281 Impuesto s/ las primas de seguros	1.233.149.015,37			1.233.149.015,37	1.233.149.015,37
282 Impuesto s/ Transmisiones Patrimoniales Intervivos	6.801.612,16			6.801.612,16	6.801.612,16
283 Impuesto s/ Actos Jurídicos Documentados	620.366,11			620.366,11	620.366,11
289 Otros Impuestos indirectos	1.583.748,09			1.583.748,09	1.583.748,09
290 Impuestos y otras exacciones extinguidas	-604.530,60			-604.530,60	-604.530,60
	<b>64.514.227.796,74</b>	<b>22.501.150.856,86</b>	<b>645.394.819,47</b>	<b>42.013.076.939,88</b>	<b>41.367.692.120,41</b>
<b>TOTAL CAPÍTULO 1 Y 2</b>	<b>140.516.977.748,94</b>	<b>39.179.035.692,98</b>	<b>1.277.754.735,62</b>	<b>101.337.942.055,96</b>	<b>100.060.187.320,34</b>



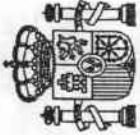


**ZACARÍAS SALAS GRAJERA, SUBDIRECTOR GENERAL DE GESTIÓN  
CONTABLE EN LA INTERVENCIÓN GENERAL DE LA ADMINISTRACIÓN DEL  
ESTADO**

**CERTIFICA:**

Que según consultas efectuadas en el Sistema de Información Contable de la Administración General del Estado, la recaudación líquida aplicada al Presupuesto de Ingresos del Estado durante el período 1 de enero de 2005 a 31 de diciembre de 2005, ambos inclusive, es la que se detalla en el cuadro adjunto.

Y para que conste a los efectos oportunos, expido la presente certificación, en Madrid a quince de junio de dos mil seis.



# RECAUDACIÓN LÍQUIDA CAPÍTULO 1 Y 2 PRESUPUESTO DE INGRESOS DEL ESTADO

Periodo de 01-01-05 a 31-12-05

Codigo	Conceptos	(1)	(2)	(3)	(4)=(1)-(2)	(5)=(1)-(2)-(3)
		Recaudación líquida previa al pago a CC.AA. Y CC.LL.	Pagos efectuados a CC.AA	Pagos efectuados a CC.LL.	Recaudación líquida minorada por pagos a CC.AA.	Recaudación líquida minorada por pagos a CC.AA. Y CC.LL.
100	Impuesto s/ la Renta de las Personas Físicas	54.677.926.627,29	17.936.185.498,64	548.630.553,72	36.741.741.128,65	36.193.110.574,93
101.00	Impuesto s/Sociedades	32.495.269.600,45			32.495.269.600,45	32.495.269.600,45
101.02	Canon s/Investigación y Explotación de Hidrocarburos	915.555,60			915.555,60	915.555,60
101.03	Gravamen Rva.Revalorización R.D.L.7/1996P. Sociedades	7.938,72			7.938,72	7.938,72
102.00	Impuesto s/ La Renta de no Residentes	1.350.537.149,44			1.350.537.149,44	1.350.537.149,44
113	Gravamen Rva.Revalorización R.D.L.7/1996P. Físicas				0,00	0,00
119.00	Impcto General s/ Sucesiones y Donaciones	24.161.436,63			24.161.436,63	24.161.436,63
119.01	Impcto. s/ el Patrimonio	37.763.039,19			37.763.039,19	37.763.039,19
120	Cotizaciones de los regímenes especiales de funcionarios	802.844.421,63			802.844.421,63	802.844.421,63
190	Impuestos Extinguidos	27.770,82			27.770,82	27.770,82
	<b>TOTAL CAPÍTULO 1</b>	<b>89.389.453.539,77</b>	<b>17.936.185.498,64</b>	<b>548.630.553,72</b>	<b>71.453.268.041,13</b>	<b>70.904.637.487,41</b>
210	Impuesto s/ el Valor Añadido	49.870.083.849,53	17.091.256.720,02	493.798.053,84	32.778.827.129,51	32.285.029.075,67
210.00	Importaciones	9.709.025.180,98			9.709.025.180,98	9.709.025.180,98
210.01	Operaciones Interiores	40.161.058.668,55	17.091.256.720,02	493.798.053,84	23.069.801.948,53	22.576.003.894,69
220	Impuesto s/ s/consumos específicos	18.022.263.724,31	7.898.189.026,16	198.200.373,84	10.124.074.698,15	9.925.874.324,31
220.00	Alcohol y Bebidas Derivadas	899.682.938,12	307.850.479,99	10.554.529,32	591.832.458,13	581.277.928,81
220.01	Cerveza	243.170.564,18	97.758.430,01	2.657.672,64	145.412.134,17	142.754.461,53
220.03	Labores del Tabaco	5.792.029.095,04	2.386.790.960,01	67.286.124,84	3.405.238.135,03	3.337.952.010,19
220.04	Hidrocarburos	10.210.012.606,54	4.190.147.510,01	117.489.299,88	6.019.865.096,53	5.902.375.796,65
220.05	Determinados medios de Transporte	4.339.829,67			4.339.829,67	4.339.829,67
220.06	Productos Intermedios	18.141.848,57	8.519.999,99	212.747,16	9.621.848,58	9.409.101,42
220.07	Impuesto s/ la Electricidad	854.886.842,19	907.121.646,15		-52.234.803,96	-52.234.803,96
230	Derechos de Aduana y exac.de efecto equivalente	1.370.473.719,94			1.370.473.719,94	1.370.473.719,94
231	Exacciones reguladoras y otros gravámenes agrícolas	87.993.936,20			87.993.936,20	87.993.936,20
280	Cotización producción y almacenamiento de azúcar isoglucosa	26.990.621,31			26.990.621,31	26.990.621,31
281	Impuesto s/ las primas de seguros	1.313.999.709,98			1.313.999.709,98	1.313.999.709,98
282	Impuesto s/ Transmisiones Patrimoniales Intervivos	8.916.870,78			8.916.870,78	8.916.870,78
283	Impuesto s/ Actos Jurídicos Documentados	645.464,92			645.464,92	645.464,92
289	Otros Impuestos Indirectos	4.214.226,00			4.214.226,00	4.214.226,00
290	Impuestos y otras exacciones extinguidas	-246.043,59			-246.043,59	-246.043,59
	<b>TOTAL CAPÍTULO 2</b>	<b>70.705.336.079,38</b>	<b>24.989.445.746,18</b>	<b>891.998.427,68</b>	<b>45.715.890.333,20</b>	<b>45.023.891.905,52</b>
	<b>TOTAL CAPÍTULO 1 Y 2</b>	<b>160.094.789.619,15</b>	<b>42.925.631.244,82</b>	<b>1.240.628.981,40</b>	<b>117.169.158.374,33</b>	<b>115.928.529.392,93</b>

## **ANEXO II**



IRPF 2005	
MUNICIPIOS	CUOTA LÍQUIDA ESTATAL
ALBACETE	125.191.617
ALACANT-ALICANTE	272.024.189
ELCHE	92.486.517
TORREVIEJA	29.689.522
ALMERIA	133.517.436
AVILA	46.392.838
BADAJOS	104.744.161
MÉRIDA	34.338.703
PALMA DE MALLORCA	377.693.994
BADALONA	148.622.678
BARCELONA	2.583.950.791
CORNELLÀ DE LLOBREGAT	55.864.525
HOSPITALET DE LLOBREGAT (L')	156.878.620
MATARÓ	81.812.550
SABADELL	180.642.855
SANT BOI DE LLOBREGAT	59.395.765
SANTA COLOMA DE GRAMENET	59.895.741
TERRASSA	171.576.128
BURGOS	181.918.387
CACERES	81.993.941
ALGECIRAS	78.011.090
CADIZ	95.030.846
JEREZ DE LA FRONTERA	109.197.546
PUERTO DE SANTA MARÍA (EL)	60.819.844
SAN FERNANDO	47.417.915
CASTELLON DE LA PLANA	179.201.847
CIUDAD REAL	72.484.001
CORDOBA	242.936.585
CORUÑA A	281.020.170
FERROL	55.307.655
SANTIAGO DE COMPOSTELA	97.079.405
CUENCA	43.022.700
GIRONA	117.630.170
GRANADA	235.001.596
GUADALAJARA	83.578.154
HUELVA	101.291.533
HUESCA	52.130.250
JAEN	94.901.325
LEON	134.873.195
LLEIDA	125.141.939
LOGROÑO	153.526.543
LUGO	75.304.871
ALCALÁ DE HENARES	160.836.132
ALCOBENDAS	234.213.264
ALCORCÓN	139.719.637

*Juan José Rojas*







IRPF 2005	
MUNICIPIOS	CUOTA LÍQUIDA ESTATAL
COSLADA	65.334.704
FUENLABRADA	97.815.090
GETAFE	127.398.906
LEGANÉS	123.071.607
MADRID	5.022.332.301
MÓSTOLES	128.335.062
PARLA	39.778.550
TORREJÓN DE ARDOZ	76.336.613
MALAGA	375.604.286
MARBELLA	96.061.873
CARTAGENA	132.818.829
LORCA	34.821.395
MURCIA	342.180.199
OURENSE	84.834.870
AVILÉS	64.085.051
GIJON	239.490.881
OVIEDO	253.543.249
PALENCIA	67.735.370
PALMAS DE GRAN CANARIA (LAS)	311.034.568
TELDE	47.226.869
PONTEVEDRA	75.553.573
VIGO	247.144.852
SALAMANCA	142.216.025
SAN CRISTÓBAL DE LA LAGUNA	92.526.972
SANTA CRUZ DE TENERIFE	176.921.624
SANTANDER	202.976.363
SEGOVIA	50.781.448
DOS HERMANAS	67.100.528
SEVILLA	647.462.647
SORIA	37.895.439
REUS	85.106.429
TARRAGONA	144.392.754
TERUEL	34.467.735
TALAVERA DE LA REINA	41.325.166
TOLEDO	103.328.991
VALENCIA	891.535.203
VALLADOLID	331.691.045
ZAMORA	50.997.876
ZARAGOZA	746.826.592


Y para que conste firmo el presente certificado en Madrid a veintisiete de abril de dos mil siete





<b>Retenciones 67%</b>	
No obligados no declarantes en 2005 Con rentas totales superiores a 6.010,12	
<b>MUNICIPIOS</b>	<b>RETENCIONES ESTADO</b>
ALBACETE	5.845.347
ALACANT-ALICANTE	11.465.914
ELCHE	5.723.238
TORREVIEJA	2.074.690
ALMERÍA	6.189.479
ÁVILA	1.997.935
BADAJOS	3.575.287
MÉRIDA	1.279.995
PALMA DE MALLORCA	18.582.259
BADALONA	12.746.434
BARCELONA	98.766.551
CORNELLÀ DE LLOBREGAT	4.893.194
HOSPITALET DE LLOBREGAT (L')	16.354.856
MATARÓ	6.082.020
SABADELL	10.857.729
SANT BOI DE LLOBREGAT	4.679.666
SANTA COLOMA DE GRAMENET	6.939.112
TERRASSA	11.040.966
BURGOS	7.857.208
CÁCERES	2.604.357
ALGECIRAS	3.318.599
CÁDIZ	5.086.212
JEREZ DE LA FRONTERA	4.748.202
PUERTO DE SANTA MARÍA (EL)	2.009.514
SAN FERNANDO	2.643.278
CASTELLÓN DE LA PLANA	6.537.208
CIUDAD REAL	2.503.492
CÓRDOBA	10.824.997
CORUÑA A	11.823.581
FERROL	3.566.935
SANTIAGO DE COMPOSTELA	5.027.211
CUENCA	1.805.159
GIRONA	4.769.618
GRANADA	9.098.983
GUADALAJARA	3.295.840

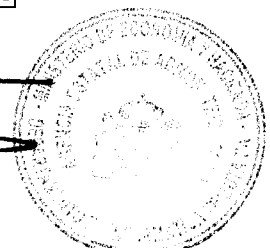
*Antonio López*





<b>Retenciones 67%</b> No obligados no declarantes en 2005 Con rentas totales superiores a 6.010,12	
<b>MUNICIPIOS</b>	<b>RETENCIONES ESTADO</b>
HUELVA	4.891.783
HUESCA	2.311.228
JAÉN	3.618.739
LEÓN	6.010.923
LLEIDA	5.670.078
LOGROÑO	6.114.330
LUGO	4.050.037
ALCALÁ DE HENARES	8.764.081
ALCOBENDAS	4.620.851
ALCORCÓN	8.079.084
COSLADA	4.205.783
FUENLABRADA	8.880.195
GETAFE	6.985.692
LEGANÉS	9.482.472
MADRID	160.334.556
MÓSTOLES	10.828.034
PARLA	3.950.896
TORREJÓN DE ARDOZ	5.062.122
MALAGA	20.292.199
MARBELLA	5.590.497
CARTAGENA	6.429.414
LORCA	2.267.010
MURCIA	13.663.626
OURENSE	5.313.400
AVILÉS	3.479.744
GIJÓN	11.229.331
OVIEDO	9.301.216
PALENCIA	3.097.721
PALMAS DE GRAN CANARIA (LAS)	15.291.844
TELDE	3.860.340
PONTEVEDRA	3.613.170
VIGO	14.797.589
SALAMANCA	6.415.900
SAN CRISTÓBAL DE LA LAGUNA	6.452.538
SANTA CRUZ DE TENERIFE	9.377.933
SANTANDER	8.818.823


*Antonio López*





<b>Retenciones 67%</b> No obligados no declarantes en 2005 Con rentas totales superiores a 6.010,12	
<b>MUNICIPIOS</b>	<b>RETENCIONES ESTADO</b>
SEGOVIA	2.528.497
DOS HERMANAS	3.130.838
SEVILLA	26.377.870
SORIA	2.002.338
REUS	4.520.801
TARRAGONA	5.750.320
TERUEL	1.658.031
TALAVERA DE LA REINA	2.844.198
TOLEDO	3.444.016
VALENCIA	31.849.564
VALLADOLID	13.216.965
ZAMORA	2.539.729
ZARAGOZA	27.862.618


Y para que conste firmo el presente certificado en Madrid a veintisiete de abril de dos mil siete





<b>EXTEMPORÁNEAS</b>	
<b>IRPF 2005</b>	
<b>MUNICIPIOS</b>	<b>PARTE ESTATAL (EL 67%)</b>
ALBACETE	98.104
ALACANT-ALICANTE	111.077
ELCHE	24.885
TORREVIEJA	47.887
ALMERÍA	203.232
ÁVILA	20.252
BADAJOS	141.211
MÉRIDA	37.152
PALMA DE MALLORCA	331.975
BADALONA	139.674
BARCELONA	2.790.188
CORNELLÀ DE LLOBREGAT	26.764
HOSPITALET DE LLOBREGAT (L')	240.881
MATARÓ	630.773
SABADELL	207.238
SANT BOI DE LLOBREGAT	82.564
SANTA COLOMA DE GRAMENET	48.765
TERRASSA	216.070
BURGOS	273.710
CACERES	58.082
ALGECIRAS	85.945
CÁDIZ	266.391
JEREZ DE LA FRONTERA	151.029
PUERTO DE SANTA MARÍA (EL)	92.412
SAN FERNANDO	79.978
CASTELLÓN DE LA PLANA	149.817
CIUDAD REAL	61.727
CÓRDOBA	296.521
CORUÑA A	245.487
FERROL	87.988
SANTIAGO DE COMPOSTELA	128.433
CUENCA	8.214
GIRONA	70.081
GRANADA	485.923
GUADALAJARA	63.553
HUELVA	133.730
HUESCA	51.446
JAÉN	65.001

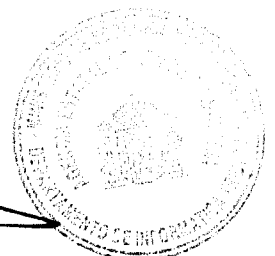
*[Handwritten signature]*





<b>EXTEMPORÁNEAS IRPF 2005</b>	
<b>MUNICIPIOS</b>	<b>PARTE ESTATAL (EL 67%)</b>
LEÓN	5.451
LLEIDA	59.529
LOGROÑO	118.808
LUGO	24.194
ALCALÁ DE HENARES	113.672
ALCOBENDAS	291.636
ALCORCÓN	75.143
COSLADA	47.726
FUENLABRADA	108.270
GETAFE	60.276
LEGANÉS	68.477
MADRID	8.237.654
MÓSTOLES	111.221
PARLA	30.292
TORREJÓN DE ARDOZ	33.691
MALAGA	299.506
MARBELLA	286.380
CARTAGENA	90.301
LORCA	45.428
MURCIA	233.232
OURENSE	115.987
AVILÉS	51.579
GIJÓN	261.596
OVIEDO	251.084
PALENCIA	28.751
PALMAS DE GRAN CANARIA (LAS)	805.053
TELDE	57.464
PONTEVEDRA	63.966
VIGO	506.573
SALAMANCA	79.931
SAN CRISTÓBAL DE LA LAGUNA	188.547
SANTA CRUZ DE TENERIFE	386.999
SANTANDER	198.542
SEGOVIA	59.223
DOS HERMANAS	124.564
SEVILLA	773.913
SORIA	34.241
REUS	521.410
TARRAGONA	71.292

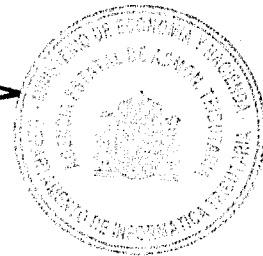
*Juan Carlos López*





<b>EXTEMPORÁNEAS IRPF 2005</b>	
<b>MUNICIPIOS</b>	<b>PARTE ESTATAL (EL 67%)</b>
TERUEL	9.377
TALavera DE LA REINA	32.645
TOLEDO	135.382
VALENCIA	386.450
VALLADOLID	241.815
ZAMORA	25.548
ZARAGOZA	380.702


Y para que conste firmo el presente certificado en Madrid a veintisiete de abril de dos mil siete





MODELO 150 2005	
MUNICIPIOS	TOTAL ESTADO
ALBACETE	0
ALACANT-ALICANTE	9.780
ELCHE	0
TORREVIEJA	0
ALMERÍA	0
ÁVILA	0
BADAJOS	0
MÉRIDA	0
PALMA DE MALLORCA	82.249
BADALONA	18.230
BARCELONA	7.472.282
CORNELLÀ DE LLOBREGAT	0
HOSPITALET DE LLOBREGAT (L')	0
MATARÓ	11.043
SABADELL	0
SANT BOI DE LLOBREGAT	0
SANTA COLOMA DE GRAMENET	18.053
TERRASSA	23.557
BURGOS	0
CÁCERES	0
ALGECIRAS	0
CÁDIZ	0
JEREZ DE LA FRONTERA	32.638
PUERTO DE SANTA MARÍA (EL)	0
SAN FERNANDO	0
CASTELLÓN DE LA PLANA	35.540
CIUDAD REAL	0
CÓRDOBA	0
CORUÑA A	91.835
FERROL	149.774
SANTIAGO DE COMPOSTELA	0
CUENCA	0
GIRONA	0
GRANADA	0
GUADALAJARA	0
HUELVA	0
HUESCA	0

*Jaime López*








MODELO 150 2005	
MUNICIPIOS	TOTAL ESTADO
JAÉN	0
LEÓN	0
LLEIDA	0
LOGROÑO	0
LUGO	83.426
ALCALÁ DE HENARES	44.075
ALCOBENDAS	3.929.217
ALCORCÓN	0
COSLADA	13.719
FUENLABRADA	22.326
GETAFE	0
LEGANÉS	13.451
MADRID	12.184.303
MÓSTOLES	30.227
PARLA	0
TORREJÓN DE ARDOZ	0
MALAGA	22.214
MARBELLA	50.880
CARTAGENA	342.623
LORCA	0
MURCIA	111.024
OURENSE	0
AVILÉS	0
GIJÓN	47.289
OVIEDO	20.810
PALENCIA	0
PALMAS DE GRAN CANARIA (LAS)	0
TELDE	0
PONTEVEDRA	0
VIGO	0
SALAMANCA	10.152
SAN CRISTÓBAL DE LA LAGUNA	0
SANTA CRUZ DE TENERIFE	0
SANTANDER	56.116
SEGOVIA	0
DOS HERMANAS	40.268
SEVILLA	73.477
SORIA	0
REUS	133.995


*Antonio López*





<b>MODELO 150 2005</b>	
<b>MUNICIPIOS</b>	<b>TOTAL ESTADO</b>
TARRAGONA	341.695
TERUEL	0
TALAVERA DE LA REINA	0
TOLEDO	18.347
VALENCIA	1.109.192
VALLADOLID	2.803.286
ZAMORA	0
ZARAGOZA	639.559

Y para que conste firmo el presente certificado en Madrid a veintisiete de abril de dos mil siete.





**SANTIAGO SEGARRA TORMO**, Director del Departamento de Informática Tributaria de la A.E.A.T. **CERTIFICA** que los importes expresados en euros, del cuadro "IRPF - 2005, CUOTA LIQUIDA ESTATAL CORRESPONDIENTE A DECLARACIONES" son los que a continuación se detallan:

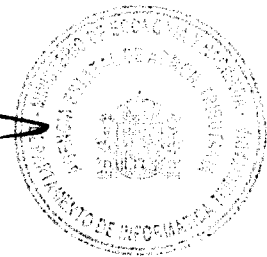
<b>IRPF - 2005</b>	
<b>PROVINCIAS Y OTROS ENTES</b>	<b>CUOTA LÍQUIDA ESTATAL</b>
ALBACETE	190.483.312
ALICANTE	950.126.697
ALMERÍA	305.973.814
ÁVILA	79.526.088
BADAJOS	271.558.134
IBIZA-FORMENTERA	77.331.542
MALLORCA	677.396.342
MENORCA	63.933.769
BARCELONA	6.099.923.370
BURGOS	293.424.354
CÁCERES	189.757.540
CÁDIZ	604.607.874
CASTELLÓN	492.198.532
CIUDAD REAL	231.056.303
CÓRDOBA	388.026.651
A CORUÑA	781.790.949
CUENCA	83.639.939
GIRONA	574.867.759
GRANADA	474.811.134
GUADALAJARA	172.412.971
HUELVA	224.089.650
HUESCA	155.419.962
JAÉN	277.146.213
LEÓN	298.189.423
LLEIDA	297.073.877
LUGO	162.932.930
MÁLAGA	842.397.648
MURCIA	758.615.351
ORENSE	147.325.427
ASTURIAS	843.753.275
PALENCIA	103.882.510
FUERTEVENTURA	17.808.008
GRAN CANARIA	519.399.990
LANZAROTE	81.630.918
PONTEVEDRA	547.359.177





<b>IRPF - 2005</b>	
<b>PROVINCIAS Y OTROS ENTES</b>	<b>CUOTA LÍQUIDA ESTATAL</b>
SALAMANCA	223.516.628
LA GOMERA	7.337.577
EL HIERRO	3.946.398
LA PALMA	33.747.474
TENERIFE	470.980.440
SEGOVIA	97.094.223
SEVILLA	1.138.174.843
SORIA	59.070.061
TARRAGONA	592.528.801
TERUEL	87.126.108
TOLEDO	323.225.145
VALENCIA	1.966.771.212
VALLADOLID	444.222.294
ZAMORA	84.733.469
ZARAGOZA	903.801.921

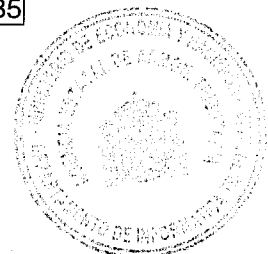
*Santiago López*





**SANTIAGO SEGARRA TORMO**, Director del Departamento de Informática Tributaria de la A.E.A.T. **CERTIFICA** que los importes expresados en euros, del cuadro "RETENCIONES 67% NO OBLIGADOS NO DECLARANTES, CORRESPONDIENTES AL EJERCICIO 2005", son los que a continuación se detallan:


<b>Retenciones 67%</b>	
No obligados no declarantes en 2005	
Con rentas totales superiores a 6.010,12	
<b>PROVINCIAS Y OTROS ENTES</b>	<b>RETENCIONES ESTADO</b>
ALBACETE	11.576.336
ALICANTE	52.229.864
ALMERÍA	16.440.793
ÁVILA	5.071.402
BADAJOS	11.721.131
IBIZA-FORMENTERA	5.439.373
MALLORCA	36.237.431
MENORCA	3.738.708
BARCELONA	301.130.171
BURGOS	14.726.995
CÁCERES	8.856.599
CÁDIZ	30.628.698
CASTELLÓN	19.452.259
CIUDAD REAL	13.745.481
CÓRDOBA	20.870.614
A CORUÑA	48.759.671
CUENCA	5.105.820
GIRONA	38.879.260
GRANADA	23.105.453
GUADALAJARA	7.254.381
HUELVA	13.643.197
HUESCA	8.179.781
JAÉN	13.593.766
LEÓN	19.791.618
LLEIDA	17.151.728
LUGO	12.909.620
MÁLAGA	47.096.244
MURCIA	39.975.601
ORENSE	12.573.472
ASTURIAS	45.692.172
PALENCIA	6.165.659
FUERTEVENTURA	3.648.335





<b>Retenciones 67%</b>	
No obligados no declarantes en 2005 Con rentas totales superiores a 6.010,12	
<b>PROVINCIAS Y OTROS ENTES</b>	<b>RETENCIONES ESTADO</b>
GRAN CANARIA	30.787.296
LANZAROTE	6.169.868
PONTEVEDRA	41.918.863
SALAMANCA	11.292.303
LA GOMERA	669.697
EL HIERRO	305.535
LA PALMA	2.308.776
TENERIFE	33.504.950
SEGOVIA	5.780.602
SEVILLA	54.795.704
SORIA	3.822.444
TARRAGONA	29.807.417
TERUEL	5.046.688
TOLEDO	21.769.781
VALENCIA	81.617.572
VALLADOLID	19.037.839
ZAMORA	5.735.506
ZARAGOZA	36.117.681


*Santiago Lopez*





**SANTIAGO SEGARRA TORMO**, Director del Departamento de Informática Tributaria de la A.E.A.T. **CERTIFICA** que los importes expresados en euros, del cuadro "CUOTA LÍQUIDA PARTE ESTATAL, DE DECLARACIONES EXTEMPORÁNEAS PRESENTADAS EN 2005" son los que a continuación se detallan:


<b>EXTEMPORÁNEAS IRPF 2005</b>	
<b>PROVINCIAS Y OTROS ENTES</b>	<b>PARTE ESTATAL (EL 67%)</b>
ALBACETE	225.635
ALICANTE	552.836
ALMERIA	443.961
AVILA	47.335
BADAJOS	420.422
IBIZA-FORMENTERA	118.130
MALLORCA	557.137
MENORCA	37.054
BARCELONA	6.399.464
BURGOS	438.994
CÁCERES	180.534
CÁDIZ	1.020.687
CASTELLÓN	487.073
CIUDAD REAL	191.809
CÓRDOBA	393.652
A CORUÑA	789.359
CUENCA	27.536
GIRONA	599.343
GRANADA	1.051.005
GUADALAJARA	121.494
HUELVA	264.352
HUESCA	86.736
JAÉN	228.966
LEÓN	56.573
LLEIDA	116.866
LUGO	135.451
MÁLAGA	1.405.187
MURCIA	574.364
ORENSE	233.409
ASTURIAS	834.514
PALENCIA	71.705
FUERTEVENTURA	50.183
GRAN CANARIA	1.570.898
LANZAROTE	257.058





<b>EXTEMPORÁNEAS IRPF 2005</b>	
<b>PROVINCIAS Y OTROS ENTES</b>	<b>PARTE ESTATAL (EL 67%)</b>
PONTEVEDRA	718.104
SALAMANCA	169.490
GOMERA	15.393
HIERRO	4.811
LA PALMA	37.102
TENERIFE	1.024.733
SEGOVIA	122.597
SEVILLA	1.363.677
SORIA	62.893
TARRAGONA	3.578.565
TERUEL	63.911
TOLEDO	327.202
VALENCIA	1.032.049
VALLADOLID	403.280
ZAMORA	92.397
ZARAGOZA	437.557

*Antonio J. J. J.*








**SANTIAGO SEGARRA TORMO**, Director del Departamento de Informática Tributaria de la A.E.A.T. **CERTIFICA** que los importes expresados en euros, correspondientes al régimen especial de tributación regulado en el art. 9.5 de la Ley del Impuesto sobre la Renta de las Personas Físicas, Cuota Estatal son:

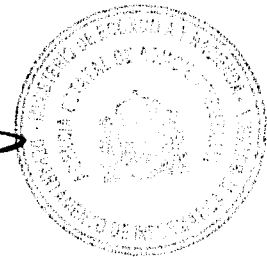
<b>MODELO 150 2005</b>	
<b>PROVINCIAS Y OTROS ENTES</b>	<b>TOTAL ESTADO</b>
ALBACETE	0
ALICANTE	9.780
ALMERIA	0
AVILA	0
BADAJOS	0
IBIZA-FORMENTERA	11.768
MALLORCA	82.249
MENORCA	0
BARCELONA	13.108.636
BURGOS	0
CÁCERES	0
CÁDIZ	371.421
CASTELLÓN	722.530
CIUDAD REAL	0
CÓRDOBA	0
A CORUÑA	317.816
CUENCA	0
GIRONA	134.479
GRANADA	42.444
GUADALAJARA	13.310
HUELVA	0
HUESCA	0
JAÉN	42.841
LEÓN	0
LLEIDA	35.580
LUGO	83.426
MÁLAGA	340.068
MURCIA	483.288
ORENSE	0
ASTURIAS	68.099
PALENCIA	0
FUERTEVENTURA	0
GRAN CANARIA	5.428
LANZAROTE	0





<b>MODELO 150 2005</b>	
<b>PROVINCIAS Y OTROS ENTES</b>	<b>TOTAL ESTADO</b>
PONTEVEDRA	165.902
SALAMANCA	10.152
LA GOMERA	0
EL HIERRO	0
LA PALMA	0
TENERIFE	5.344
SEGOVIA	0
SEVILLA	207.600
SORIA	0
TARRAGONA	846.432
TERUEL	0
TOLEDO	18.347
VALENCIA	1.596.522
VALLADOLID	2.834.939
ZAMORA	0
ZARAGOZA	685.161

*Santiago Lopez*





Agencia Tributaria


Departamento de Informática Tributaria

**SANTIAGO SEGARRA TORMO**, Director del Departamento de Informática Tributaria de la A.E.A.T. **CERTIFICA** que los importes expresados en euros, de las columnas: (1) **Recaudación Actas IRPF en 2005**, (2) **Otras Liquidaciones IRPF en 2005** y (3) **Devolución Ingresos Indebidos IRPF en 2005**, son los que a continuación se detallan:

**INDI ESTATAL IRPF 2005**

Comunidad Autónoma	Recaudación Actas I.R.P.F. en 2005 (1)	Otras Liquidaciones I.R.P.F. en 2005 (2)	Devolución Ingresos Indebidos I.R.P.F. en 2005 (3)
Andalucía	38.855.449,06	28.613.246,86	937.042,30
Aragón	9.399.265,98	4.377.708,87	120.306,99
Principado de Asturias	4.778.043,42	2.884.199,04	125.571,31
Illes Balears	4.918.404,74	3.968.633,46	113.478,03
Canarias	7.470.015,17	6.794.257,87	104.146,16
Cantabria	2.660.428,49	1.873.079,47	30.078,68
Castilla - La Mancha	3.605.167,34	5.816.158,37	120.033,51
Castilla - León	7.444.868,20	8.687.633,77	158.217,80
Cataluña	31.572.795,88	34.355.432,34	1.299.283,29
Extremadura	2.205.427,13	3.718.727,00	61.374,53
Galicia	7.655.634,75	8.510.541,61	321.299,73
Comunidad de Madrid	72.898.391,48	28.775.923,53	1.240.229,29
Región de Murcia	2.123.630,59	4.145.698,81	87.898,10
La Rioja	3.750.150,15	1.172.990,87	12.871,43
Comunidad Valenciana	16.292.634,29	16.218.622,93	378.388,72
Ciudad de Ceuta	697.756,20	591.174,07	33.496,06
Ciudad de Melilla	401.757,23	566.591,97	18.625,68
<b>Total</b>	<b>216.729.820,08</b>	<b>161.070.620,81</b>	<b>5.162.341,60</b>

Y para que conste firmo el presente certificado en Madrid a veintisiete de abril de dos mil siete



**RECAUDACIÓN POR ACTAS DE INSPECCION, OTRAS LIQUIDACIONES  
Y DEVOLUCIÓN DE INGRESOS INDEBIDOS POR COMUNIDADES AUTÓNOMAS**

CC.AA.		Recaudacion Actas	Otras liquidaciones	Devolución ingresos indebidos	Otros Art. 113.1 4º
		2005	2005	2005	2005
		(1)	(2)	(3)	(4)= (1)+(2)-(3)
1	Andalucía	38.855.449,06	28.613.246,86	937.042,30	66.531.654
2	Aragón	9.399.265,98	4.377.708,87	120.306,99	13.656.668
3	Asturias (Principado de)	4.778.043,42	2.884.199,04	125.571,31	7.536.671
4	Balears (Illes)	4.918.404,74	3.968.633,46	113.478,03	8.773.560
5	Canarias	7.470.015,17	6.794.257,87	104.146,16	14.160.127
6	Cantabria	2.660.428,49	1.873.079,47	30.078,68	4.503.429
7	Castilla y León	7.444.868,20	8.687.633,77	158.217,80	15.974.284
8	Castilla-la Mancha	3.605.167,34	5.816.158,37	120.033,51	9.301.292
9	Cataluña	31.572.795,88	34.355.432,34	1.299.283,29	64.628.945
10	Comunidad Valenciana	16.292.634,29	16.218.622,93	378.388,72	32.132.869
11	Extremadura	2.205.427,13	3.718.727,00	61.374,53	5.862.780
12	Galicia	7.655.634,75	8.510.541,61	321.299,73	15.844.877
13	Madrid (Comunidad de)	72.898.391,48	28.775.923,53	1.240.229,29	100.434.086
14	Murcia (Región de)	2.123.630,59	4.145.698,81	87.898,10	6.181.431
17	Rioja (La)	3.750.150,15	1.172.990,87	12.871,43	4.910.270
<b>Total Nacional</b>		<b>215.630.306,67</b>	<b>159.912.854,80</b>	<b>5.110.219,87</b>	<b>370.432.942</b>

## **ANEXO III**



INSTITUTO NACIONAL DE ESTADÍSTICA

## Impuesto sobre el Valor Añadido Indices de consumo Año 2005

Andalucía	17,246810
Aragón	3,341336
Asturias (Principado de)	2,759025
Balears (Illes)	4,757535
Canarias	
Cantabria	1,537323
Castilla y León	5,949306
Castilla-La Mancha	3,839169
Cataluña	19,391453
Comunitat Valenciana	11,283458
Extremadura	2,122531
Galicia	6,518779
Madrid (Comunidad de)	17,668620
Murcia (Región de)	2,831024
Navarra (Comunidad Foral de)	
País Vasco	
Rioja (La)	0,753631
Ceuta	
Melilla	

Madrid, 16 de mayo de 2007

LA PRESIDENTA DEL  
INSTITUTO NACIONAL DE ESTADÍSTICA

Fdo.: Carmen Alcaide Guindo,



## Impuesto Especial sobre Alcoholes y Bebidas Derivadas Indices de consumo Año 2005

Andalucía	16,555559
Aragón	3,713569
Asturias (Principado de)	2,713697
Baleares (Illes)	3,486876
Canarias	4,772867
Cantabria	1,871325
Castilla y León	6,283045
Castilla-La Mancha	3,507101
Cataluña	19,645441
Comunitat Valenciana	11,119383
Extremadura	1,882391
Galicia	5,373355
Madrid (Comunidad de)	15,612139
Murcia (Región de)	2,689652
Navarra (Comunidad Foral de)	
País Vasco	
Rioja (La)	0,773600
Ceuta	
Melilla	

Madrid, 16 de mayo de 2007

LA PRESIDENTA DEL  
INSTITUTO NACIONAL DE ESTADÍSTICA

Fdo.: Carmen Alcaide Guindo,



INSTITUTO NACIONAL DE ESTADÍSTICA

## Impuesto Especial sobre Productos Intermedios Indíces de consumo Año 2005

Andalucía	15,996633
Aragón	3,399335
Asturias (Principado de)	2,989389
Balears (Illes)	3,527457
Canarias	4,424268
Cantabria	1,920121
Castilla y León	6,605427
Castilla-La Mancha	3,388908
Cataluña	19,488269
Comunitat Valenciana	10,628281
Extremadura	1,630812
Galicia	6,620932
Madrid (Comunidad de)	16,208706
Murcia (Región de)	2,526018
Navarra (Comunidad Foral de)	
País Vasco	
Rioja (La)	0,645444
Ceuta	
Melilla	

Madrid, 16 de mayo de 2007

LA PRESIDENTA DEL  
INSTITUTO NACIONAL DE ESTADÍSTICA

Fdo.: Carmen Alcaide Guindo,





**Impuesto sobre Cerveza  
Indices de consumo  
Año 2005**

Andalucía	18,838883
Aragón	3,214922
Asturias (Principado de)	2,298066
Balears (Illes)	3,355054
Canarias	5,910164
Cantabria	1,677468
Castilla y León	5,607021
Castilla-La Mancha	3,960703
Cataluña	17,484980
Comunitat Valenciana	11,111149
Extremadura	1,744397
Galicia	4,828828
Madrid (Comunidad de)	16,227122
Murcia (Región de)	2,978256
Navarra (Comunidad Foral de)	
País Vasco	
Rioja (La)	0,762987
Ceuta	
Melilla	

Madrid, 16 de mayo de 2007

LA PRESIDENTA DEL  
INSTITUTO NACIONAL DE ESTADÍSTICA

Fdo.: Carmen Alcaide Guindo,

## **ANEXO IV**



MINISTERIO  
DE INDUSTRIA, TURISMO  
Y COMERCIO

DIRECCIÓN GENERAL DE  
POLÍTICA ENERGÉTICA Y  
MINAS

SUBDIRECCIÓN GENERAL  
DE HIDROCARBUROS

Madrid, 23 de mayo de 2007

D. Alain Cuenca García  
Director General de Coordinación  
Financiera con las Entidades  
Locales  
Secretaría de Estado de Hacienda y  
Presupuestos  
Ministerio de Economía y  
Hacienda  
C/ Los Madrazos nº 38-4ª pta ,  
28014 Madrid



Ministerio de Economía y Hacienda  
REGISTRO INTERNO  
DG COORDINACION FRA EE.LL.  
ENTRADA  
Nº de Registro: 1373  
Fecha: 30/05/2007 12:08:09

**ASUNTO: Datos de consumo de productos petrolíferos del año 2005.**

En relación con el asunto de referencia, y como contestación a su oficio de fecha 19 de marzo de 2007, se adjunta la información disponible en la Dirección General de Política Energética y Minas sobre consumo de gasolinas, gasóleos y fuelóleos, expresados en toneladas métricas y metros cúbicos y desglosados por Comunidad Autónoma y Provincia, correspondientes al año 2005.

La fuente de esta información son los datos enviados por los operadores autorizados a distribuir productos petrolíferos al por mayor en el mercado español, de acuerdo con lo establecido en la *Resolución de 15 de julio de 2002, de la Dirección General de Política Energética y Minas por la que se aprueban los nuevos formularios oficiales para la remisión de información a la Dirección general de Política Energética y Minas, a la Corporación de Reservas Estratégicas de Productos Petrolíferos y a la Comisión Nacional de Energía, cuyo resumen fue publicado en el Boletín Estadístico de Hidrocarburos-Resumen 2005.*

EL DIRECTOR GENERAL DE POLÍTICA ENERGÉTICA Y MINAS,

MINISTERIO DE INDUSTRIA, TURISMO Y COMERCIO	
D. GRAL. DE POLÍTICA ENERGÉTICA Y MINAS	
Subd. Gral. de Hidrocarburos	
25 MAY 2007	
Entrada	Nº 1110
Salida	

Fdo.: Jorge Sanz Oliva



## Consumos de gasolinas, gasóleos y fuelóleos por provincias y comunidades autónomas:

Datos en metros cúbicos  
enero - octubre 2005

COMUNIDAD	PROVINCIA	Gasolina 97 I.O.	Gasolina 95 I.O.	Gasolina 98 I.O.	Gasóleo A	Gasóleo B	Gasóleo C	Fuelóleo BIA	
ANDALUCIA	ALMERIA	5.796.828	82.053.337	11.389.087	394.761.418	94.515.280	14.966.942	32.011.905	
	CADIZ	4.930.599	176.616.659	12.907.741	422.508.934	125.200.927	17.299.761	243.279.705	
	CORDOBA	9.388.125	88.076.510	6.494.691	382.896.795	118.798.812	15.342.863	7.476.136	
	GRANADA	8.687.835	117.101.236	14.338.161	432.609.785	109.793.313	56.025.685	44.753.210	
	HUELVA	6.049.304	92.687.426	5.736.087	237.456.383	81.077.791	6.744.002	68.509.441	
	JAEEN	10.778.634	74.229.866	6.621.820	352.661.963	86.562.038	18.143.014	22.763.417	
	MALAGA	12.467.378	245.178.921	32.426.055	628.025.828	77.838.570	21.391.443	16.557.045	
	SEVILLA	13.209.837	239.859.243	13.323.831	765.046.939	147.293.958	16.997.580	60.040.086	
	<b>Total ANDALUCIA</b>	<b>71.848.540</b>	<b>1.115.803.198</b>	<b>103.237.473</b>	<b>6.123.829</b>	<b>841.088.689</b>	<b>166.911.290</b>	<b>695.390.945</b>	
	ARAGON	HUESCA	4.278.133	48.839.685	6.123.829	200.168.751	117.637.662	23.035.395	7.812.262
TERUEL		3.603.844	20.226.110	1.984.436	117.107.872	88.979.509	16.149.378	8.088.607	
Total ARAGON	ZARAGOZA	10.672.711	130.931.715	13.588.444	551.890.117	155.749.451	106.515.311	32.035.668	
	<b>Total ARAGON</b>	<b>18.554.688</b>	<b>199.997.510</b>	<b>21.696.709</b>	<b>869.166.740</b>	<b>362.368.622</b>	<b>145.700.084</b>	<b>47.936.537</b>	
ASTURIAS	ASTURIAS	18.006.066	120.111.956	14.249.933	479.541.684	114.641.088	62.863.358	113.945.513	
	<b>Total ASTURIAS</b>	<b>18.006.066</b>	<b>120.111.956</b>	<b>14.249.933</b>	<b>479.541.684</b>	<b>114.641.088</b>	<b>62.863.358</b>	<b>113.945.513</b>	
BALEARES	BALEARES	8.243.920	262.548.277	35.035.445	379.427.918	82.345.614	398.625.466	266.294.246	
	<b>Total BALEARES</b>	<b>8.243.920</b>	<b>262.548.277</b>	<b>35.035.445</b>	<b>379.427.918</b>	<b>82.345.614</b>	<b>398.625.466</b>	<b>266.294.246</b>	
CANARIAS	LAS PALMAS	19.889.815	203.565.718	93.718.770	359.352.521	21.919	0.000	41.860.064	
	STA. CRUZ TENERIFE	15.625.981	160.215.177	154.206.894	340.862.815	11.769	0.000	14.827.836	
Total CANARIAS	<b>Total CANARIAS</b>	<b>35.515.796</b>	<b>363.780.895</b>	<b>247.925.664</b>	<b>700.215.336</b>	<b>33.688</b>	<b>0.000</b>	<b>56.687.900</b>	
	<b>Total CANTABRIA</b>	<b>8.278.251</b>	<b>85.391.297</b>	<b>9.148.297</b>	<b>344.201.846</b>	<b>89.908.913</b>	<b>9.342.846</b>	<b>16.272.162</b>	
CASTILLA Y LEON	AVILA	4.346.482	31.544.413	3.135.132	116.307.909	52.301.676	18.974.527	2.612.428	
	BURGOS	6.374.425	68.321.435	8.325.634	400.778.866	111.586.802	22.158.964	32.937.705	
	LEON	14.085.388	73.740.047	7.382.435	324.166.884	188.150.422	61.843.133	59.917.173	
	PALENCIA	3.957.216	23.932.614	2.633.882	149.371.404	68.853.412	16.499.574	15.570.957	
	SALAMANCA	7.668.232	48.674.839	5.782.103	223.181.985	79.933.128	41.910.874	4.571.804	
	SEGOVIA	3.780.046	35.579.953	3.841.823	153.154.143	90.409.711	23.042.879	14.081.996	
	SORIA	2.014.427	18.075.199	2.103.459	79.728.842	36.808.864	18.781.733	4.835.233	
	VALLADOLID	8.982.612	74.738.153	6.944.857	294.274.157	118.241.826	28.238.692	6.493.011	
	ZAMORA	5.583.670	32.947.416	5.030.210	190.948.022	69.670.359	15.131.427	4.293.055	
	<b>Total CASTILLA Y LEON</b>	<b>56.792.498</b>	<b>407.554.069</b>	<b>45.179.535</b>	<b>1.931.912.212</b>	<b>815.956.200</b>	<b>246.581.803</b>	<b>145.313.362</b>	
CASTILLA-LA MANCHA	ALBACETE	7.481.800	53.297.244	5.633.086	268.084.187	100.578.514	20.706.816	39.489.371	
	CIUDAD REAL	10.818.588	63.561.000	6.194.839	333.950.595	191.376.564	30.436.738	65.975.076	
	CUENCA	5.763.294	42.072.702	4.794.286	250.557.955	125.770.079	28.374.683	25.762.439	
	GUADALAJARA	4.130.353	42.329.286	4.109.696	206.201.088	67.555.021	33.059.910	13.335.504	
	TOLEDO	11.434.514	102.392.253	9.860.629	515.874.810	227.335.232	57.646.237	105.033.842	
	<b>Total CASTILLA-LA MANCHA</b>	<b>39.628.549</b>	<b>303.652.485</b>	<b>30.592.536</b>	<b>1.574.668.635</b>	<b>712.165.410</b>	<b>170.224.384</b>	<b>249.596.232</b>	
	CATALUNA	BARCELONA	40.077.241	714.921.558	117.589.974	1.950.332.636	399.775.190	140.993.179	182.932.083
		GERONA	6.690.703	185.319.859	32.421.794	865.421.319	133.638.704	79.452.143	18.691.214
	Total CATALUNA	LERIDA	6.356.390	72.794.483	9.277.995	321.520.003	123.169.804	35.917.747	43.382.325
		TARRAGONA	10.320.134	141.547.529	19.253.392	474.708.402	107.789.513	25.804.626	45.031.672
<b>Total CATALUNA</b>	<b>63.444.468</b>	<b>1.114.583.429</b>	<b>178.543.155</b>	<b>3.611.982.360</b>	<b>764.373.211</b>	<b>282.167.695</b>	<b>290.037.294</b>		
CEUTA	CEUTA	1.926.748	14.424.459	327.490	21.983.458	0.000	0.000	28.818.901	
	<b>Total CEUTA</b>	<b>1.926.748</b>	<b>14.424.459</b>	<b>327.490</b>	<b>21.983.458</b>	<b>0.000</b>	<b>0.000</b>	<b>28.818.901</b>	
COMUNIDAD VALENCIAN	ALICANTE	20.004.170	328.487.492	38.506.126	766.208.362	168.818.680	60.220.382	53.629.619	
	VALENCIA	5.872.316	96.050.665	10.667.736	339.181.587	65.893.724	12.833.667	232.054.628	
Total COMUNIDAD VALENCIAN	<b>Total COMUNIDAD VALENCIAN</b>	<b>25.922.724</b>	<b>333.291.783</b>	<b>37.746.239</b>	<b>1.336.581.794</b>	<b>199.130.472</b>	<b>53.403.508</b>	<b>45.061.892</b>	
	<b>Total EXTREMADURA</b>	<b>51.799.210</b>	<b>757.829.940</b>	<b>86.920.101</b>	<b>2.441.971.743</b>	<b>433.842.876</b>	<b>126.457.357</b>	<b>330.746.139</b>	
EXTREMADURA	BADAJOS	12.581.151	94.031.181	5.928.657	345.978.852	121.560.698	16.459.559	55.431.211	
	CACERES	8.023.488	58.829.782	4.702.724	199.043.555	63.434.216	14.414.127	23.501.134	
Total EXTREMADURA	<b>Total EXTREMADURA</b>	<b>20.584.639</b>	<b>152.860.963</b>	<b>10.631.381</b>	<b>545.022.407</b>	<b>184.994.914</b>	<b>30.873.686</b>	<b>78.932.345</b>	
	<b>Total GALICIA</b>	<b>56.270.678</b>	<b>324.732.606</b>	<b>36.660.979</b>	<b>1.407.361.680</b>	<b>387.081.429</b>	<b>258.108.429</b>	<b>518.521.086</b>	
LA RIOJA	LA RIOJA	3.907.371	40.255.756	5.316.391	171.824.453	63.290.730	34.068.502	17.380.254	
	<b>Total LA RIOJA</b>	<b>3.907.371</b>	<b>40.255.756</b>	<b>5.316.391</b>	<b>171.824.453</b>	<b>63.290.730</b>	<b>34.068.502</b>	<b>17.380.254</b>	
MADRID	MADRID	39.184.048	792.291.417	81.370.258	2.094.940.822	275.228.131	383.410.188	48.026.795	
	<b>Total MADRID</b>	<b>39.184.048</b>	<b>792.291.417</b>	<b>81.370.258</b>	<b>2.094.940.822</b>	<b>275.228.131</b>	<b>383.410.188</b>	<b>48.026.795</b>	
MELILLA	MELILLA	672.061	13.188.749	0.000	19.866.669	0.000	0.000	23.983.773	
	<b>Total MELILLA</b>	<b>672.061</b>	<b>13.188.749</b>	<b>0.000</b>	<b>19.866.669</b>	<b>0.000</b>	<b>0.000</b>	<b>23.983.773</b>	
MURCIA	MURCIA	16.118.345	188.344.348	21.261.505	899.812.522	208.145.541	28.670.836	60.312.707	
	<b>Total MURCIA</b>	<b>16.118.345</b>	<b>188.344.348</b>	<b>21.261.505</b>	<b>899.812.522</b>	<b>208.145.541</b>	<b>28.670.836</b>	<b>60.312.707</b>	
NAVARRA	NAVARRA	8.464.240	95.887.063	8.157.872	577.344.700	129.106.626	47.968.393	43.142.909	
	<b>Total NAVARRA</b>	<b>8.464.240</b>	<b>95.887.063</b>	<b>8.157.872</b>	<b>577.344.700</b>	<b>129.106.626</b>	<b>47.968.393</b>	<b>43.142.909</b>	
PAIS VASCO	ALAVA	3.782.820	39.805.175	5.321.019	265.903.343	36.464.760	21.893.606	4.051.305	
	GUIPUZCOA	7.447.785	99.023.858	13.997.146	559.593.801	34.668.410	19.816.752	1.337.191	
Total PAIS VASCO	VIZCAYA	10.759.274	133.526.550	14.992.104	492.520.641	107.036.353	62.445.332	227.414.400	
	<b>Total PAIS VASCO</b>	<b>21.989.879</b>	<b>272.355.583</b>	<b>33.410.269</b>	<b>1.318.017.785</b>	<b>178.169.523</b>	<b>104.155.690</b>	<b>232.802.896</b>	
<b>TOTAL NACIONAL</b>	<b>TOTAL NACIONAL</b>	<b>541.129.995</b>	<b>6.625.594.000</b>	<b>969.664.993</b>	<b>23.005.230.995</b>	<b>5.643.186.966</b>	<b>2.496.130.907</b>	<b>3.064.741.996</b>	

## Consumos de gasolinas, gasóleos y fuelóleos por provincias y comunidades autónomas:

Datos en metros cúbicos

noviembre-05

COMUNIDAD	PROVINCIA	Gasolina 97 I.O.	Gasolina 95 I.O.	Gasolina 98 I.O.	Gasóleo A	Gasóleo B	Gasóleo C	Fuelóleo BIA
ANDALUCIA	ALMERIA	73.945	7.792.204	895.163	41.511.036	9.999.644	1.208.032	2.407.463
	CADIZ	48.098	15.702.998	959.790	40.674.295	11.287.193	1.704.146	6.339.560
	CORDOBA	137.687	9.019.871	590.891	39.563.020	13.030.371	2.155.499	763.175
	GRANADA	56.863	11.305.036	1.101.602	43.067.089	12.335.792	9.210.817	3.781.213
	HUELVA	346.112	8.067.628	399.852	23.350.808	8.778.123	850.720	5.812.054
	JAFEN	211.572	7.029.295	502.751	33.966.340	9.686.113	3.396.340	2.001.786
	MALAGA	118.171	23.180.482	2.644.820	61.197.476	8.026.998	2.333.697	1.280.551
	SEVILLA	650.114	10.471.013	1.041.864	78.906.659	21.139.563	2.139.563	5.016.545
	<b>Total ANDALUCIA</b>	<b>1.642.562</b>	<b>105.568.527</b>	<b>8.136.733</b>	<b>364.458.139</b>	<b>89.573.064</b>	<b>22.998.814</b>	<b>27.402.347</b>
	ARAGON	HUESCA	31.005	4.201.037	466.751	20.780.130	15.613.663	3.524.884
TERUEL		175.351	1.904.699	155.112	11.602.784	9.381.607	2.174.797	558.436
	ZARAGOZA	4.978	12.825.897	1.168.286	57.981.128	18.682.820	14.663.325	3.292.177
<b>Total ARAGON</b>	<b>211.334</b>	<b>18.931.633</b>	<b>1.790.149</b>	<b>90.364.042</b>	<b>43.678.090</b>	<b>20.363.006</b>	<b>4.787.006</b>	
ASTURIAS	ASTURIAS	964.437	10.795.823	1.107.410	48.900.318	12.821.517	8.508.245	11.361.823
	<b>Total ASTURIAS</b>	<b>964.437</b>	<b>10.795.823</b>	<b>1.107.410</b>	<b>48.900.318</b>	<b>12.821.517</b>	<b>8.508.245</b>	<b>11.361.823</b>
BALEARES	BALEARES	0.000	21.684.213	2.801.971	31.161.690	7.838.214	47.742.856	22.023.452
	<b>Total BALEARES</b>	<b>0.000</b>	<b>21.684.213</b>	<b>2.801.971</b>	<b>31.161.690</b>	<b>7.838.214</b>	<b>47.742.856</b>	<b>22.023.452</b>
CANARIAS	LAS PALMAS	1.201.577	20.738.126	9.570.477	34.680.182	0.000	0.000	2.227.249
	STA. CRUZ TENERIFE	861.760	16.254.194	15.370.908	37.071.450	0.000	0.000	1.998.506
<b>Total CANARIAS</b>	<b>2.063.337</b>	<b>36.992.320</b>	<b>24.941.385</b>	<b>71.751.632</b>	<b>0.000</b>	<b>0.000</b>	<b>4.225.755</b>	
CANTABRIA	CANTABRIA	187.940	7.557.967	784.559	34.456.005	9.517.473	1.515.579	1.656.028
	<b>Total CANTABRIA</b>	<b>187.940</b>	<b>7.557.967</b>	<b>784.559</b>	<b>34.456.005</b>	<b>9.517.473</b>	<b>1.515.579</b>	<b>1.656.028</b>
CASTILLA Y LEON	AVILA	142.967	2.894.052	288.035	11.768.121	7.260.485	3.404.364	522.537
	BURGOS	56.240	5.992.240	633.274	40.685.764	15.365.875	3.461.379	3.000.829
	LEON	925.869	6.711.957	535.264	32.735.648	8.810.723	8.434.833	8.434.833
	PALENCIA	53.058	2.270.172	201.652	15.073.694	8.663.739	2.643.456	1.271.332
	SALAMANCA	110.719	4.799.497	524.421	22.747.764	9.339.135	6.536.456	568.307
	SEGOVIA	61.439	3.205.584	325.030	15.666.846	3.270.236	3.270.236	1.582.412
	SORIA	4.944	1.565.387	171.235	8.104.556	5.865.048	2.404.485	175.039
	VALLADOLID	78.264	7.562.707	646.695	30.969.379	14.406.360	4.640.337	1.013.553
	ZAMORA	282.383	2.776.800	362.075	21.177.831	7.708.245	2.426.643	342.278
	<b>Total CASTILLA Y LEON</b>	<b>1.665.883</b>	<b>37.778.396</b>	<b>3.687.689</b>	<b>198.929.603</b>	<b>100.542.629</b>	<b>37.597.079</b>	<b>16.911.120</b>
CASTILLA-LA MANCHA	ALBACETE	293.755	4.803.852	471.748	28.293.165	13.577.536	3.564.278	3.647.804
	CIUDAD REAL	475.150	5.996.654	494.858	34.327.551	19.805.683	5.668.869	8.616.035
	CIUENCA	382.474	3.325.728	368.787	25.230.873	17.205.165	3.986.161	2.890.190
	GUADALAJARA	197.259	3.978.142	357.674	21.641.151	9.975.750	5.001.270	1.991.157
	TOLEDO	384.796	8.843.407	859.643	53.809.117	30.424.688	9.181.422	5.501.961
<b>Total CASTILLA-LA MANCHA</b>	<b>1.733.434</b>	<b>27.947.783</b>	<b>2.552.710</b>	<b>163.301.657</b>	<b>90.988.822</b>	<b>27.402.000</b>	<b>22.647.147</b>	
CATALUÑA	BARCELONA	769.265	11.670.340	10.388.931	191.935.693	19.869.528	14.014.041	14.014.041
	GERONA	102.674	15.079.797	2.689.208	87.713.437	13.464.594	9.135.354	1.429.090
	LERIDA	89.921	7.124.665	708.215	30.208.173	14.865.255	4.989.319	4.607.267
	TARRAGONA	424.246	12.682.994	1.378.937	40.771.784	32.889.170	3.289.211	4.848.866
<b>Total CATALUÑA</b>	<b>1.386.106</b>	<b>106.557.796</b>	<b>14.745.291</b>	<b>357.629.087</b>	<b>87.333.547</b>	<b>37.283.361</b>	<b>24.899.264</b>	
CEUTA	CEUTA	119.160	1.170.949	29.770	1.932.143	0.000	0.000	3.599.996
	<b>Total CEUTA</b>	<b>119.160</b>	<b>1.170.949</b>	<b>29.770</b>	<b>1.932.143</b>	<b>0.000</b>	<b>0.000</b>	<b>3.599.996</b>
COMUNIDAD VALENCIANA	ALICANTE	988.978	29.673.065	2.898.086	74.761.283	16.545.055	8.029.657	3.698.054
	CASTELLON	149.534	8.568.750	848.250	34.420.524	6.285.772	2.078.915	23.328.755
	VALENCIA	1.452.303	32.021.204	2.822.847	140.592.154	20.771.857	7.123.164	5.052.024
<b>Total COMUNIDAD VALENCIANA</b>	<b>2.590.815</b>	<b>70.263.019</b>	<b>6.569.183</b>	<b>249.773.961</b>	<b>43.602.684</b>	<b>17.231.736</b>	<b>32.078.833</b>	
EXTREMADURA	BADAJOS	349.161	8.619.430	574.572	36.212.847	12.570.140	2.800.563	2.877.987
	CACERES	63.134	5.813.661	441.088	20.135.284	6.146.127	2.238.600	1.308.549
<b>Total EXTREMADURA</b>	<b>412.295</b>	<b>14.433.091</b>	<b>1.015.660</b>	<b>56.348.131</b>	<b>18.716.267</b>	<b>5.039.163</b>	<b>4.186.536</b>	
GALICIA	LA CORUÑA	1.302.231	11.670.998	1.111.106	54.074.676	15.686.336	11.980.118	14.240.550
	LUGO	584.581	3.490.183	247.587	22.491.500	5.843.079	6.840.881	30.264.802
	ORENSE	253.543	3.782.232	482.443	15.775.837	6.787.515	7.780.309	2.076.885
	PONTEVEDRA	496.277	11.713.371	1.129.841	48.597.827	10.713.281	38.662.310	4.952.740
<b>Total GALICIA</b>	<b>2.636.632</b>	<b>30.656.784</b>	<b>2.970.977</b>	<b>140.939.840</b>	<b>39.030.211</b>	<b>38.662.310</b>	<b>51.534.977</b>	
LA RIOJA	LA RIOJA	23.532	430.022	430.022	17.933.835	6.970.810	4.951.339	2.028.226
<b>Total LA RIOJA</b>	<b>23.532</b>	<b>430.022</b>	<b>430.022</b>	<b>17.933.835</b>	<b>6.970.810</b>	<b>4.951.339</b>	<b>2.028.226</b>	
MADRID	MADRID	1.391.260	7.349.597	7.349.597	220.483.669	36.240.407	61.774.035	5.734.186
	<b>Total MADRID</b>	<b>1.391.260</b>	<b>7.349.597</b>	<b>7.349.597</b>	<b>220.483.669</b>	<b>36.240.407</b>	<b>61.774.035</b>	<b>5.734.186</b>
MELILLA	MELILLA	0.000	697.632	0.000	947.336	0.000	0.000	2.699.997
	<b>Total MELILLA</b>	<b>0.000</b>	<b>697.632</b>	<b>0.000</b>	<b>947.336</b>	<b>0.000</b>	<b>0.000</b>	<b>2.699.997</b>
MURCIA	MURCIA	270.983	17.895.820	1.764.096	94.365.176	26.683.190	4.660.590	5.836.359
	<b>Total MURCIA</b>	<b>270.983</b>	<b>17.895.820</b>	<b>1.764.096</b>	<b>94.365.176</b>	<b>26.683.190</b>	<b>4.660.590</b>	<b>5.836.359</b>
NAVARRA	NAVARRA	471.913	9.408.978	699.876	62.841.813	15.639.018	6.681.422	3.230.000
	<b>Total NAVARRA</b>	<b>471.913</b>	<b>9.408.978</b>	<b>699.876</b>	<b>62.841.813</b>	<b>15.639.018</b>	<b>6.681.422</b>	<b>3.230.000</b>
PAIS VASCO	ALAVA	79.627	3.977.783	479.234	30.945.150	4.099.493	2.858.609	531.596
	GUIPUZCOA	285.807	9.280.600	1.155.531	55.925.408	3.969.389	2.220.735	162.119
	VIZCAYA	105.945	13.065.132	1.165.159	50.100.369	12.657.627	8.744.122	6.934.232
<b>Total PAIS VASCO</b>	<b>471.379</b>	<b>26.323.515</b>	<b>27.49.924</b>	<b>136.970.927</b>	<b>20.726.509</b>	<b>13.823.466</b>	<b>7.627.947</b>	
<b>TOTAL NACIONAL</b>	<b>18.243.002</b>	<b>628.273.000</b>	<b>84.127.002</b>	<b>2.343.489.004</b>	<b>649.902.452</b>	<b>356.235.001</b>	<b>254.470.999</b>	

Consumos de gasolinas, gasóleos y fuelóleos por provincias y comunidades autónomas:

Datos en metros cúbicos  
diciembre-06

COMUNIDAD	PROVINCIA	Gasolina 97 I.O.	Gasolina 95 I.O.	Gasolina 98 I.O.	Gasóleo A	Gasóleo B	Gasóleo C	Fuelóleo BIA
ANDALUCIA	ALMERIA	6.597	8.467.698	1.128.442	41.784.468	10.279.048	2.077.585	2.373.749
	CADIZ	8.500	16.688.690	1.101.654	41.323.336	10.533.963	1.799.577	7.085.179
	CORDOBA	14.3714	9.905.538	795.493	38.166.573	11.147.749	2.881.739	6.792.97
	GRANADA	3.700	12.943.272	1.481.802	44.817.662	12.070.916	12.395.563	3.413.984
	HUELVA	79.013	8.882.902	535.775	22.980.033	7.536.915	848.095	5.325.237
	JAFEN	148.380	8.822.316	755.522	36.226.429	10.618.837	4.256.553	1.860.323
	MALAGA	50.196	23.646.095	2.979.930	58.597.065	6.334.062	2.612.793	1.152.978
	SEVILLA	254.347	1.396.810	1.396.810	79.124.505	13.490.857	3.868.200	4.757.469
	<b>Total ANDALUCIA</b>	<b>694.447</b>	<b>114.479.862</b>	<b>10.175.428</b>	<b>363.020.071</b>	<b>82.012.347</b>	<b>30.740.105</b>	<b>26.648.216</b>
	ARAGON	HUESCA	5.215	5.070.369	570.189	19.782.019	18.481.682	5.767.932
TERUEL		15.030	2.098.822	212.568	11.408.064	10.009.046	3.830.603	373.244
<b>Total ARAGON</b>	ZARAGOZA	3.489	14.075.467	1.402.609	56.172.133	19.544.179	22.852.405	3.020.691
	<b>Total ARAGON</b>	<b>23.734</b>	<b>21.244.658</b>	<b>2.185.366</b>	<b>87.362.216</b>	<b>48.034.907</b>	<b>32.450.940</b>	<b>3.838.991</b>
<b>Total ASTURIAS</b>	ASTURIAS	38.432	12.545.764	1.424.895	49.011.470	15.325.380	13.101.337	13.696.172
	BALEARES	0.000	22.086.267	3.103.416	30.475.806	8.208.869	23.628.564	33.497.360
<b>Total BALEARES</b>	<b>Total BALEARES</b>	<b>0.000</b>	<b>22.086.267</b>	<b>3.103.416</b>	<b>30.475.806</b>	<b>8.208.869</b>	<b>23.628.564</b>	<b>33.497.360</b>
	CANARIAS	1.110.661	21.829.419	10.127.893	34.975.340	0.000	0.000	2.142.027
<b>Total CANARIAS</b>	STA. CRUZ TENERIFE	872.851	17.314.049	16.607.965	38.465.136	0.000	0.000	1.768.157
	<b>Total CANARIAS</b>	<b>1.983.512</b>	<b>39.143.468</b>	<b>26.735.858</b>	<b>73.440.476</b>	<b>0.000</b>	<b>0.000</b>	<b>3.910.184</b>
<b>Total CANTABRIA</b>	CANTABRIA	194.132	8.162.687	853.310	33.414.195	12.479.942	2.217.249	1.432.976
	<b>Total CANTABRIA</b>	<b>194.132</b>	<b>8.162.687</b>	<b>853.310</b>	<b>33.414.195</b>	<b>12.479.942</b>	<b>2.217.249</b>	<b>1.432.976</b>
CASTILLA Y LEON	AVILA	31.958	3.234.163	310.709	7.227.281	7.227.959	4.739.580	404.875
	BURGOS	41.674	6.913.675	790.084	39.084.132	16.333.668	4.605.093	2.869.991
	LEON	30.289	7.893.310	819.110	32.036.679	25.567.918	12.739.043	9.452.661
	PALENCIA	33.550	2.542.827	267.583	14.923.124	8.479.003	3.556.187	1.216.348
	SALAMANCA	40.619	5.787.108	670.849	22.613.147	9.346.775	9.667.116	383.234
	SEGOVIA	69.596	3.707.918	352.903	15.646.324	12.743.891	5.145.008	1.190.575
	SORIA	0.000	1.815.039	218.141	8.078.099	4.680.429	4.759.888	35.518
	VALLADOLID	47.944	8.233.722	761.202	30.042.307	16.635.765	7.165.858	588.111
	ZAMORA	51.865	3.528.317	493.780	20.492.696	9.993.608	3.550.699	629.288
	<b>Total CASTILLA Y LEON</b>	<b>347.495</b>	<b>43.656.079</b>	<b>4.684.361</b>	<b>195.253.789</b>	<b>111.009.016</b>	<b>55.928.472</b>	<b>16.770.601</b>
CASTILLA-LA MANCHA	ALBACETE	58.736	5.585.310	565.920	27.814.971	14.964.367	4.673.283	2.625.913
	CIUDAD REAL	96.767	7.327.101	725.508	34.432.223	23.873.196	8.328.837	7.461.293
	CIUENCA	9.053	3.904.442	453.935	24.952.005	18.207.589	5.657.696	2.353.904
	GUADALAJARA	15.453	4.547.487	474.166	21.670.779	12.492.620	7.257.266	2.155.561
<b>Total CASTILLA-LA MANCHA</b>	TOLEDO	91.478	11.221.232	1.052.302	54.551.137	24.238.737	13.101.664	20.706.882
	<b>Total CASTILLA-LA MANCHA</b>	<b>271.487</b>	<b>32.585.572</b>	<b>3.271.831</b>	<b>163.421.115</b>	<b>107.161.698</b>	<b>39.018.746</b>	<b>35.303.553</b>
CATALUÑA	BARCELONA	731.487	15.571.879	201.465.127	63.843.936	27.050.578	20.336.716	1.197.739
	GERONA	66.327	16.547.659	2.586.716	82.726.741	16.949.774	13.964.517	4.418.428
	LERIDA	65.202	7.871.737	954.790	31.913.681	21.468.100	8.763.720	4.419.015
	TARRAGONA	25.708	13.355.316	1.623.674	45.230.379	14.238.737	5.016.060	30.371.898
<b>Total CATALUÑA</b>	<b>Total CATALUÑA</b>	<b>888.724</b>	<b>113.266.878</b>	<b>16.737.059</b>	<b>367.325.928</b>	<b>116.500.547</b>	<b>54.794.875</b>	<b>57.776.058</b>
	<b>Total CATALUÑA</b>	<b>888.724</b>	<b>113.266.878</b>	<b>16.737.059</b>	<b>367.325.928</b>	<b>116.500.547</b>	<b>54.794.875</b>	<b>57.776.058</b>
<b>Total CEUTA</b>	CEUTA	98.396	1.165.432	59.563	2.063.542	0.000	0.000	0.000
	<b>Total CEUTA</b>	<b>98.396</b>	<b>1.165.432</b>	<b>59.563</b>	<b>2.063.542</b>	<b>0.000</b>	<b>0.000</b>	<b>0.000</b>
COMUNIDAD VALENCIANA	ALICANTE	198.463	31.735.440	3.370.736	76.622.257	17.385.410	9.805.068	3.598.236
	CASTELLON	26.712	9.595.352	999.577	34.883.874	6.792.874	2.310.490	32.569.220
<b>Total COMUNIDAD VALENCIANA</b>	VALENCIA	239.587	35.584.239	3.365.472	149.179.568	24.437.681	8.633.726	4.381.396
	<b>Total COMUNIDAD VALENCIANA</b>	<b>464.762</b>	<b>76.915.031</b>	<b>7.735.785</b>	<b>260.685.699</b>	<b>48.615.965</b>	<b>20.749.284</b>	<b>40.548.852</b>
EXTREMADURA	BADAJOS	214.892	10.704.728	716.797	36.031.129	10.298.032	4.056.289	2.392.622
	CACERES	8.470	6.632.942	563.948	20.446.627	6.486.460	3.043.321	1.380.227
<b>Total EXTREMADURA</b>	<b>Total EXTREMADURA</b>	<b>223.362</b>	<b>17.337.670</b>	<b>1.280.145</b>	<b>56.477.756</b>	<b>16.784.492</b>	<b>7.099.610</b>	<b>3.772.849</b>
	<b>Total EXTREMADURA</b>	<b>223.362</b>	<b>17.337.670</b>	<b>1.280.145</b>	<b>56.477.756</b>	<b>16.784.492</b>	<b>7.099.610</b>	<b>3.772.849</b>
GALICIA	LA CORUÑA	41.808	13.925.287	1.573.440	55.260.990	17.332.992	17.013.291	13.526.577
	LUGO	27.047	4.251.368	401.064	22.712.243	6.227.942	11.014.521	31.273.211
	ORENSE	0.000	4.596.963	624.278	16.330.478	5.662.955	10.957.879	2.133.160
	PONTEVEDRA	0.000	1.497.674	1.497.674	47.549.993	11.138.743	16.076.942	4.371.983
<b>Total GALICIA</b>	<b>Total GALICIA</b>	<b>68.855</b>	<b>35.709.539</b>	<b>4.096.456</b>	<b>141.853.704</b>	<b>40.362.632</b>	<b>55.062.632</b>	<b>51.304.931</b>
	<b>Total GALICIA</b>	<b>68.855</b>	<b>35.709.539</b>	<b>4.096.456</b>	<b>141.853.704</b>	<b>40.362.632</b>	<b>55.062.632</b>	<b>51.304.931</b>
<b>Total LA RIOJA</b>	LA RIOJA	19.987	4.277.831	523.845	17.448.270	7.308.553	7.308.048	1.775.781
	<b>Total LA RIOJA</b>	<b>19.987</b>	<b>4.277.831</b>	<b>523.845</b>	<b>17.448.270</b>	<b>7.308.553</b>	<b>7.308.048</b>	<b>1.775.781</b>
<b>Total MADRID</b>	MADRID	115.658	86.774.203	8.915.622	224.146.200	41.772.868	89.596.841	4.961.084
	<b>Total MADRID</b>	<b>115.658</b>	<b>86.774.203</b>	<b>8.915.622</b>	<b>224.146.200</b>	<b>41.772.868</b>	<b>89.596.841</b>	<b>4.961.084</b>
<b>Total MELILLA</b>	MELILLA	0.000	1.220.635	0.000	1.801.364	0.000	0.000	4.742.530
	<b>Total MELILLA</b>	<b>0.000</b>	<b>1.220.635</b>	<b>0.000</b>	<b>1,801,364</b>	<b>0.000</b>	<b>0.000</b>	<b>4,742,530</b>
<b>Total MURCIA</b>	MURCIA	114.698	19.723.946	2.178.859	94.920.242	25.337.426	5.322.492	6.447.235
	<b>Total MURCIA</b>	<b>114.698</b>	<b>19,723,946</b>	<b>2,178,859</b>	<b>94,920,242</b>	<b>25,337,426</b>	<b>5,322,492</b>	<b>6,447,235</b>
<b>Total NAVARRA</b>	NAVARRA	113.542	9.552.950	742.484	58.763.854	21.045.096	10.660.539	3.510.249
	<b>Total NAVARRA</b>	<b>113.542</b>	<b>9,552,950</b>	<b>742,484</b>	<b>58,763,854</b>	<b>21,045,096</b>	<b>10,660,539</b>	<b>3,510,249</b>
<b>Total PAIS VASCO</b>	ALAVA	99.934	4.027.027	532.914	27.235.669	5.816.105	5.412.539	301.213
	GUIPUZCOA	203.048	9.602.575	1.301.294	53.668.075	4.847.091	3.664.291	217.687
<b>Total PAIS VASCO</b>	VIZCAYA	121.793	14.630.926	1.476.507	50.955.557	14.400.266	13.037.434	5.799.579
	<b>Total PAIS VASCO</b>	<b>424.775</b>	<b>28,260,528</b>	<b>3,101,715</b>	<b>131,859,301</b>	<b>25,063,462</b>	<b>22,114,264</b>	<b>6,318,479</b>
<b>TOTAL NACIONAL</b>		<b>6.085.998</b>	<b>688.109.000</b>	<b>97.614.998</b>	<b>2.346.744.998</b>	<b>729.643.200</b>	<b>469.793.999</b>	<b>294.227.999</b>

## Consumos de gasolinas, gasóleos y fuelóleos por provincias y comunidades autónomas:

Datos en toneladas  
enero - octubre 2005

COMUNIDAD	PROVINCIA	Gasolina 97 I.O.	Gasolina 95 I.O.	Gasolina 98 I.O.	Gasóleo A	Gasóleo B	Gasóleo C	Fuelóleo BIA
ANDALUCÍA	ALMERÍA	4.359.215	61.540.006	8.689.875	331.994.353	79.487.349	12.751.833	32.011.905
	CÁDIZ	3.707.810	132.462.494	9.848.606	355.330.013	105.293.978	14.739.396	243.279.705
	CÓRDOBA	7.473.471	66.057.382	4.955.450	322.016.205	99.909.799	13.072.118	7.476.136
	GRANADA	6.533.254	87.825.926	10.940.017	363.824.829	92.336.176	47.733.886	44.753.210
	HUELVA	4.549.076	69.515.569	4.376.634	199.700.818	68.186.421	5.745.890	68.509.441
	JAEÑ	8.105.533	55.672.400	5.052.447	296.588.711	72.798.674	15.457.848	22.763.417
	MÁLAGA	9.367.949	183.884.191	24.741.081	65.462.236	65.462.236	16.225.509	16.557.045
	SEVILLA	9.933.796	179.894.432	10.166.082	643.404.476	123.879.266	14.481.939	60.040.086
	<b>Total ANDALUCÍA</b>	<b>54.030.104</b>	<b>836.852.400</b>	<b>78.170.192</b>	<b>3.041.029.126</b>	<b>707.353.899</b>	<b>142.208.419</b>	<b>495.390.945</b>
	ARAGON	3.217.157	36.629.764	4.672.482	168.341.919	98.933.272	19.626.159	7.812.262
	2.710.091	15.169.584	1.514.125	98.487.719	74.831.769	13.759.270	8.088.607	
<b>Total ARAGON</b>	<b>8.025.881</b>	<b>98.198.877</b>	<b>10.367.983</b>	<b>464.139.587</b>	<b>300.985.289</b>	<b>90.751.044</b>	<b>32.035.668</b>	
ASTURIAS	<b>13.953.129</b>	<b>149.998.135</b>	<b>16.554.590</b>	<b>730.969.225</b>	<b>304.750.330</b>	<b>124.136.473</b>	<b>47.936.537</b>	
<b>Total ASTURIAS</b>	<b>13.953.129</b>	<b>149.998.135</b>	<b>16.554.590</b>	<b>730.969.225</b>	<b>304.750.330</b>	<b>124.136.473</b>	<b>47.936.537</b>	
BALEARES	1.340.562	90.083.967	10.872.700	403.294.540	96.413.154	53.559.582	113.945.513	
	1.340.562	90.083.967	10.872.700	403.294.540	96.413.154	53.559.582	113.945.513	
<b>Total BALEARES</b>	<b>6.199.428</b>	<b>196.911.208</b>	<b>26.732.045</b>	<b>319.098.880</b>	<b>69.252.661</b>	<b>339.628.896</b>	<b>266.294.246</b>	
CANARIAS	1.957.141	152.674.290	71.507.423	302.215.472	18.435	0.000	41.860.064	
	11.750.738	120.161.382	117.659.859	286.665.628	9.898	0.000	14.827.836	
<b>Total CANARIAS</b>	<b>26.707.879</b>	<b>272.835.672</b>	<b>189.167.282</b>	<b>588.881.100</b>	<b>28.333</b>	<b>0.000</b>	<b>56.687.900</b>	
CANTABRIA	6.225.243	64.043.471	6.980.150	289.473.753	75.613.395	7.960.105	16.272.162	
<b>Total CANTABRIA</b>	<b>6.225.243</b>	<b>64.043.471</b>	<b>6.980.150</b>	<b>289.473.753</b>	<b>75.613.395</b>	<b>7.960.105</b>	<b>16.272.162</b>	
AVILA	3.268.555	23.658.309	2.392.105	97.814.954	43.985.709	16.168.295	2.612.428	
BURGOS	4.793.568	51.241.075	6.352.458	337.055.026	93.844.501	18.879.437	32.937.705	
LEON	10.592.211	55.305.037	5.632.800	272.624.349	158.234.506	52.690.348	59.917.173	
PALENCIA	2.975.826	17.949.461	2.009.654	125.621.351	57.905.719	14.057.638	15.570.957	
SALAMANCA	5.766.511	36.506.128	4.411.745	187.696.051	67.223.760	35.708.064	4.571.804	
SEGOVIA	2.842.594	26.684.965	2.931.310	128.802.635	76.034.568	19.632.532	14.081.996	
SORIA	1.514.849	13.556.397	1.604.939	67.051.957	30.956.255	16.002.037	4.835.233	
VALLADOLID	6.754.925	56.053.616	5.298.928	247.484.566	99.441.373	24.059.365	6.493.011	
ZAMORA	4.198.922	24.710.562	3.838.049	160.587.286	58.592.771	12.891.977	4.293.055	
<b>Total CASTILLA Y LEON</b>	<b>42.707.961</b>	<b>305.665.550</b>	<b>34.471.988</b>	<b>1.624.738.175</b>	<b>686.219.162</b>	<b>210.087.693</b>	<b>145.313.362</b>	
ALBACETE	5.626.314	39.972.933	4.298.046	125.458.804	84.586.530	17.642.207	39.489.371	
CIUDAD REAL	8.135.578	47.670.750	4.726.663	280.852.451	160.947.690	25.932.102	65.975.076	
CUENCA	4.333.996	31.554.528	3.658.038	210.719.239	106.772.638	24.175.227	25.762.439	
GUADALAJARA	3.106.026	31.746.966	3.174.697	173.415.116	56.813.773	28.167.044	13.335.504	
TOLEDO	8.598.752	76.794.189	7.523.658	433.850.716	191.188.932	49.114.595	105.033.842	
<b>Total CASTILLA-LA MANCHA</b>	<b>29.800.666</b>	<b>227.739.366</b>	<b>23.342.102</b>	<b>1.324.296.326</b>	<b>599.309.563</b>	<b>145.031.175</b>	<b>249.596.232</b>	
BARCELONA	30.138.087	536.191.168	89.721.150	1.640.229.747	336.270.933	120.126.188	182.932.083	
GERONA	5.031.409	138.989.893	24.737.880	727.819.328	112.390.151	67.693.226	18.691.214	
LERIDA	4.780.006	54.595.860	7.079.110	270.398.323	103.585.804	30.601.919	43.382.325	
TARRAGONA	7.760.740	106.160.645	14.690.339	399.229.765	90.650.982	21.985.542	45.031.672	
<b>Total CATALUÑA</b>	<b>47.710.242</b>	<b>835.937.566</b>	<b>136.228.429</b>	<b>3.037.677.163</b>	<b>642.837.870</b>	<b>240.406.875</b>	<b>290.037.294</b>	
CEUTA	1.448.915	10.818.343	249.875	18.488.088	0.000	0.000	28.818.901	
<b>Total CEUTA</b>	<b>1.448.915</b>	<b>10.818.343</b>	<b>249.875</b>	<b>18.488.088</b>	<b>0.000</b>	<b>0.000</b>	<b>28.818.901</b>	
ALICANTE	15.043.137	246.365.620	29.380.173	644.381.232	141.976.508	51.307.765	53.629.619	
CASTELLON	4.415.984	72.037.997	8.139.482	285.251.713	55.416.622	10.934.282	232.054.628	
VALENCIA	19.493.889	249.968.938	28.800.380	1.124.065.287	167.468.728	45.499.617	45.061.892	
<b>Total COMUNIDAD VALENCIANA</b>	<b>38.953.010</b>	<b>568.372.455</b>	<b>66.320.035</b>	<b>2.053.698.232</b>	<b>364.861.858</b>	<b>107.741.664</b>	<b>330.746.139</b>	
BADAJOS	9.445.983	70.523.387	4.523.567	290.968.215	102.232.548	14.023.543	55.431.211	
CÁCERES	6.033.664	44.122.336	3.588.178	167.395.630	53.348.176	12.280.837	23.501.134	
<b>Total EXTREMADURA</b>	<b>15.479.647</b>	<b>114.645.723</b>	<b>8.111.743</b>	<b>458.363.845</b>	<b>155.580.724</b>	<b>26.304.380</b>	<b>78.932.345</b>	
LA CORUÑA	16.605.272	93.830.206	10.249.017	453.719.883	136.840.574	73.560.526	166.163.435	
LUGO	7.045.210	29.379.948	2.737.289	190.357.080	58.450.617	38.180.293	290.606.917	
ORENSE	6.608.759	60.684.928	4.425.539	138.132.226	53.296.260	42.116.285	22.238.464	
PONTEVEDRA	12.056.310	90.684.372	10.560.485	401.381.983	76.947.831	66.061.278	39.492.270	
<b>Total GALICIA</b>	<b>42.315.551</b>	<b>243.549.454</b>	<b>27.972.330</b>	<b>1.183.591.172</b>	<b>325.535.282</b>	<b>219.908.382</b>	<b>518.521.086</b>	
LA RIOJA	2.938.343	30.191.816	4.056.407	144.504.366	53.227.501	29.026.363	17.380.254	
<b>Total LA RIOJA</b>	<b>2.938.343</b>	<b>30.191.816</b>	<b>4.056.407</b>	<b>144.504.366</b>	<b>53.227.501</b>	<b>29.026.363</b>	<b>17.380.254</b>	
MADRID	29.466.406	594.218.564	62.085.506	1.761.845.233	231.466.860	326.665.480	48.026.795	
<b>Total MADRID</b>	<b>29.466.406</b>	<b>594.218.564</b>	<b>62.085.506</b>	<b>1.761.845.233</b>	<b>231.466.860</b>	<b>326.665.480</b>	<b>48.026.795</b>	
MELILLA	505.391	9.891.560	0.000	16.707.869	0.000	0.000	23.983.773	
<b>Total MELILLA</b>	<b>505.391</b>	<b>9.891.560</b>	<b>0.000</b>	<b>16.707.869</b>	<b>0.000</b>	<b>0.000</b>	<b>23.983.773</b>	
MURCIA	12.120.995	141.258.261	16.222.529	756.742.331	175.050.400	24.427.552	60.312.707	
<b>Total MURCIA</b>	<b>12.120.995</b>	<b>141.258.261</b>	<b>16.222.529</b>	<b>756.742.331</b>	<b>175.050.400</b>	<b>24.427.552</b>	<b>60.312.707</b>	
NAVARRA	6.365.107	71.915.299	6.224.456	485.546.893	108.578.672	40.869.071	43.142.909	
<b>Total NAVARRA</b>	<b>6.365.107</b>	<b>71.915.299</b>	<b>6.224.456</b>	<b>485.546.893</b>	<b>108.578.672</b>	<b>40.869.071</b>	<b>43.142.909</b>	
ALAVA	2.844.680	29.853.882	4.059.939	223.624.712	30.666.862	18.653.353	4.051.305	
GUIPUZCOA	5.600.734	74.267.893	10.679.824	470.618.387	29.156.133	16.883.872	1.337.191	
VIZCAYA	8.090.974	100.144.913	10.752.276	414.209.858	90.017.574	53.203.422	227.414.400	
<b>Total PAIS VASCO</b>	<b>16.536.388</b>	<b>204.266.688</b>	<b>25.492.039</b>	<b>1.108.452.957</b>	<b>149.840.569</b>	<b>88.740.647</b>	<b>232.802.896</b>	
<b>TOTAL NACIONAL</b>	<b>407.004.967</b>	<b>4.969.195.498</b>	<b>739.854.398</b>	<b>19.347.399.274</b>	<b>4.745.920.233</b>	<b>2.126.702.757</b>	<b>3.064.141.996</b>	

Consumos de gasolinas, gasóleos y fuelóleos por provincias y comunidades autónomas:  
 Datos en toneladas  
 noviembre-05

COMUNIDAD	PROVINCIA	Gasolina 97 I.O.	Gasolina 95 I.O.	Gasolina 98 I.O.	Gasóleo A	Gasóleo B	Gasóleo C	Fuelóleo BIA
ANDALUCIA	ALMERIA	55.607	5.844,153	683.009	34.910,781	8.409,701	1.029,243	2.407,463
	CADIZ	36.170	11.777,248	732.320	34.207,082	9.492,530	1.451,932	6.339,560
	CORDOBA	103.541	6.764,903	450.850	33.272,500	10.958,542	1.836,485	763,175
	GRANADA	42.761	8.478,777	840.522	36.219,422	10.374,401	7.847,616	3.781,213
	HUELVA	260.276	6.050,721	305.077	7.382,401	7.24,813	7.24,813	5.812,054
	JAEEN	159.102	5.271,971	383.599	30.433,903	8.146,021	2.893,682	2.001,786
	MALAGA	88.865	17.385,362	2.017,997	6.750,705	1.988,310	1.988,310	1.280,551
	SEVILLA	488.886	17.603,260	794.943	66.360,500	13.816,646	1.822,907	5.016,545
	<b>Total ANDALUCIA</b>	<b>1.235,208</b>	<b>79.176,395</b>	<b>6.208,327</b>	<b>306.509,294</b>	<b>75.330,947</b>	<b>19.594,988</b>	<b>27.402,347</b>
	ARAGON	23.316	3.150,778	356,131	17.476,090	13.131,091	3.003,201	936,393
	131.864	1.428,525	118,351	9.757,941	7.889,931	1.852,927	558,436	
	3.743	9.619,423	891,402	48.762,129	15.712,252	12.493,153	3.292,177	
<b>Total ARAGON</b>	<b>158,923</b>	<b>14.198,726</b>	<b>1.365,884</b>	<b>75.996,160</b>	<b>36.733,274</b>	<b>17.349,281</b>	<b>4.787,006</b>	
ASTURIAS	725,257	8.096,867	844,954	41.125,168	10.782,896	7.249,024	11.361,823	
<b>Total ASTURIAS</b>	<b>725,257</b>	<b>8.096,867</b>	<b>844,954</b>	<b>41.125,168</b>	<b>10.782,896</b>	<b>7.249,024</b>	<b>11.361,823</b>	
BALEARES	0,000	16,263,160	2,137,904	26,206,981	6,591,938	40,678,914	22,023,482	
<b>Total BALEARES</b>	<b>0,000</b>	<b>16,263,160</b>	<b>2,137,904</b>	<b>26,206,981</b>	<b>6,591,938</b>	<b>40,678,914</b>	<b>22,023,482</b>	
CANARIAS	903,586	15,553,594	7,302,274	29,166,033	0,000	0,000	2,227,249	
STA. CRUZ TENERIFE	648,044	12,190,645	11,728,003	31,177,089	0,000	0,000	1,998,506	
<b>Total CANARIAS</b>	<b>1,551,630</b>	<b>27,744,239</b>	<b>19,030,277</b>	<b>60,343,122</b>	<b>0,000</b>	<b>0,000</b>	<b>4,225,755</b>	
CANTABRIA	141,331	5,668,475	598,679	28,977,501	8,004,195	1,291,273	1,656,028	
<b>Total CANTABRIA</b>	<b>141,331</b>	<b>5,668,475</b>	<b>598,679</b>	<b>28,977,501</b>	<b>8,004,195</b>	<b>1,291,273</b>	<b>1,656,028</b>	
AVILA	107,511	2,170,539	219,771	9,896,990	6,106,068	2,900,518	522,537	
BURGOS	42,292	4,494,180	483,188	34,216,728	12,922,701	2,949,095	3,000,829	
LEON	696,254	5,033,967	408,406	27,530,680	17,702,725	7,506,736	8,434,833	
PALENCIA	39,900	1,702,629	153,860	12,676,976	7,286,205	2,252,225	1,271,332	
SALAMANCA	83,260	3,599,623	400,133	19,130,869	7,854,212	5,568,208	568,307	
SEGOVIA	46,202	2,404,188	248,004	13,175,817	9,153,552	2,786,241	1,582,412	
SORIA	3,718	1,174,040	130,653	6,815,931	4,932,505	2,048,621	175,039	
VALLADOLID	58,854	5,672,030	493,428	26,045,248	12,115,749	3,953,567	1,013,553	
ZAMORA	174,752	2,082,600	276,263	17,810,556	6,482,634	2,067,500	342,278	
<b>Total CASTILLA Y LEON</b>	<b>1,252,743</b>	<b>28,333,796</b>	<b>2,813,706</b>	<b>127,299,795</b>	<b>84,556,351</b>	<b>32,032,711</b>	<b>16,911,120</b>	
ALBACETE	220,904	3,602,889	359,943	11,418,708	3,336,765	3,036,765	6,647,804	
CIUDAD REAL	357,313	4,497,491	377,577	28,869,471	16,656,579	4,829,876	8,616,035	
CUENCA	287,620	2,494,296	281,384	21,218,996	14,469,544	3,396,210	2,890,190	
GUADALAJARA	148,339	2,983,606	272,905	18,200,208	8,389,606	4,261,082	1,991,157	
TOLEDO	289,367	7,382,555	655,908	45,253,467	25,587,163	7,822,571	5,501,961	
<b>Total CASTILLA-LA MANCHA</b>	<b>1,303,543</b>	<b>20,960,837</b>	<b>1,947,717</b>	<b>137,336,693</b>	<b>76,521,600</b>	<b>23,346,504</b>	<b>22,647,147</b>	
BARCELONA	578,487	53,752,755	7,926,754	161,417,918	39,195,249	16,928,795	14,014,041	
GERONA	77,211	11,309,848	1,731,406	73,767,000	13,323,322	7,783,322	1,429,090	
LERIDA	67,620	5,343,499	540,368	25,405,074	12,501,679	4,250,900	4,607,267	
TARRAGONA	319,033	9,512,245	1,052,129	40,176,070	10,426,861	2,802,407	4,848,866	
<b>Total CATALUNA</b>	<b>1,042,351</b>	<b>79,918,347</b>	<b>11,250,657</b>	<b>300,766,062</b>	<b>73,447,513</b>	<b>31,765,424</b>	<b>24,899,264</b>	
CEUTA	89,608	878,212	22,715	1,624,932	0,000	0,000	3,599,996	
<b>Total CEUTA</b>	<b>89,608</b>	<b>878,212</b>	<b>22,715</b>	<b>1,624,932</b>	<b>0,000</b>	<b>0,000</b>	<b>3,599,996</b>	
ALICANTE	743,711	22,254,799	2,211,240	62,874,239	13,914,392	6,841,268	3,698,054	
CASTELLON	112,449	6,426,563	647,215	28,947,661	5,286,334	1,771,236	23,328,755	
VALENCIA	1,092,132	24,015,903	2,153,832	118,238,002	17,469,132	6,068,936	5,052,024	
<b>Total COMUNIDAD VALENCIANA</b>	<b>1,948,292</b>	<b>52,697,265</b>	<b>5,012,287</b>	<b>210,059,902</b>	<b>36,669,858</b>	<b>14,681,440</b>	<b>32,078,833</b>	
BADAJOS	262,569	6,464,572	438,398	30,455,004	10,571,487	2,386,079	2,877,987	
CACERES	47,477	4,360,246	16,933,774	5,168,893	1,907,287	1,308,549	1,308,549	
<b>Total EXTREMADURA</b>	<b>310,046</b>	<b>10,824,818</b>	<b>774,948</b>	<b>47,388,778</b>	<b>15,740,380</b>	<b>4,293,366</b>	<b>4,186,536</b>	
LA CORUNA	979,277	8,753,248	847,774	45,476,803	13,192,209	10,207,060	14,240,560	
LUGO	439,605	2,617,637	188,909	18,915,351	4,914,030	5,828,430	30,264,802	
ORENSE	190,664	2,836,674	368,104	13,267,479	5,708,300	6,628,824	2,076,885	
PONTEVEDRA	373,201	8,785,028	862,068	40,870,772	9,009,869	10,275,974	4,952,740	
<b>Total GALICIA</b>	<b>1,982,747</b>	<b>22,992,587</b>	<b>2,266,855</b>	<b>118,530,405</b>	<b>32,824,408</b>	<b>32,940,288</b>	<b>51,534,977</b>	
LA RIOJA	17,696	2,911,462	328,107	15,082,355	5,862,452	4,218,541	2,028,226	
<b>Total LA RIOJA</b>	<b>17,696</b>	<b>2,911,462</b>	<b>328,107</b>	<b>15,082,355</b>	<b>5,862,452</b>	<b>4,218,541</b>	<b>2,028,226</b>	
MADRID	1,046,228	59,795,104	185,426,766	30,478,182	52,631,478	5,734,186	7,374,186	
<b>Total MADRID</b>	<b>1,046,228</b>	<b>59,795,104</b>	<b>185,426,766</b>	<b>30,478,182</b>	<b>52,631,478</b>	<b>5,734,186</b>	<b>7,374,186</b>	
MELILLA	0,000	523,224	0,000	796,710	0,000	0,000	2,699,997	
<b>Total MELILLA</b>	<b>0,000</b>	<b>523,224</b>	<b>0,000</b>	<b>796,710</b>	<b>0,000</b>	<b>0,000</b>	<b>2,699,997</b>	
MURCIA	203,779	13,421,865	1,346,005	79,361,113	22,440,563	3,970,822	5,836,359	
<b>Total MURCIA</b>	<b>203,779</b>	<b>13,421,865</b>	<b>1,346,005</b>	<b>79,361,113</b>	<b>22,440,563</b>	<b>3,970,822</b>	<b>5,836,359</b>	
NAVARRA	354,878	7,056,733	534,005	52,849,965	13,152,414	5,692,571	3,230,000	
<b>Total NAVARRA</b>	<b>354,878</b>	<b>7,056,733</b>	<b>534,005</b>	<b>52,849,965</b>	<b>13,152,414</b>	<b>5,692,571</b>	<b>3,230,000</b>	
ALAVA	59,880	2,983,337	327,506	26,024,871	3,447,673	2,435,535	531,596	
GUIPUZCOA	214,927	6,960,450	881,670	47,033,268	3,338,256	1,892,066	162,119	
VIZCAYA	79,670	9,798,849	889,017	10,645,064	7,449,992	6,934,232	6,934,232	
<b>Total PAIS VASCO</b>	<b>354,477</b>	<b>19,742,636</b>	<b>2,098,193</b>	<b>115,192,549</b>	<b>17,430,993</b>	<b>11,777,593</b>	<b>7,627,947</b>	
<b>TOTAL NACIONAL</b>	<b>13,718,737</b>	<b>471,204,748</b>	<b>64,188,902</b>	<b>1,970,874,251</b>	<b>546,567,964</b>	<b>303,512,218</b>	<b>254,470,999</b>	



Consumos de gasolinas, gasóleos y fuelóleos por provincias y comunidades autónomas:  
 Datos en toneladas  
 diciembre-05

COMUNIDAD	PROVINCIA	Gasolina 97 I.O.	Gasolina 95 I.O.	Gasolina 98 I.O.	Gasóleo A	Gasóleo B	Gasóleo C	Fuelóleo BIA	
ANDALUCIA	ALMERIA	4.961	6.350,774	861,001	35.140,737	8.644,680	1.770,102	2.373,749	
	CADIZ	6.392	12.516,518	840,562	34.752,926	8.859,063	1.533,240	7.086,179	
	CORDOBA	108,073	7.429,153	606,961	32.098,088	9.375,257	2.455,242	679,297	
	GRANADA	2.782	9.707,454	1.130,615	37.691,654	10.151,640	10.561,020	3.413,984	
	HUELVA	59,418	6.662,176	408,796	19.326,208	6.338,545	722,577	5.325,237	
	JAEN	111,582	6.616,737	576,463	30.466,427	8.930,442	3.626,583	1.860,323	
	MALAGA	37,747	17.734,571	2.273,687	49.280,132	5.326,946	2.226,100	1.152,978	
	SEVILLA	191,269	18.842,514	1.065,766	66.543,709	6.903,659	3.295,706	4.757,469	
	<b>Total ANDALUCIA</b>	<b>522,224</b>	<b>85.859,897</b>	<b>7.763,851</b>	<b>305.299,881</b>	<b>68.972,384</b>	<b>26.190,570</b>	<b>26.648,216</b>	
	ARAGON	HUESCA	3,921	3.802,777	435,055	16.636,678	15.543,094	4.914,278	445,056
TERUEL		11,302	1.574,117	162,189	9.594,182	8.417,608	3.263,674	373,244	
	ZARAGOZA	2,624	10.556,601	1.070,191	47.240,764	16.436,655	19.470,249	3.020,691	
<b>Total ARAGON</b>	<b>17,847</b>	<b>15.933,495</b>	<b>1.667,435</b>	<b>73.471,624</b>	<b>40.397,357</b>	<b>27.648,201</b>	<b>3.838,991</b>		
ASTURIAS	ASTURIAS	28,901	9.409,323	1.087,195	41.218,646	12.888,645	11.162,339	13.696,172	
<b>Total ASTURIAS</b>	<b>28,901</b>	<b>9.409,323</b>	<b>1.087,195</b>	<b>41.218,646</b>	<b>12.888,645</b>	<b>11.162,339</b>	<b>13.696,172</b>		
BALEARES	BALEARES	0,000	16.564,700	2.367,907	25.630,153	6.903,659	20.131,537	33.497,360	
<b>Total BALEARES</b>	<b>0,000</b>	<b>16.564,700</b>	<b>2.367,907</b>	<b>25.630,153</b>	<b>6.903,659</b>	<b>20.131,537</b>	<b>33.497,360</b>		
CANARIAS	LAS PALMAS	835,217	16.372,064	7.727,583	29.414,261	0,000	0,000	2.142,027	
	STA. CRUZ TENERIFE	656,384	12.985,537	12,671,877	32.349,180	0,000	0,000	1.768,157	
<b>Total CANARIAS</b>	<b>1.491,601</b>	<b>29.357,601</b>	<b>20.399,460</b>	<b>61.763,441</b>	<b>0,000</b>	<b>0,000</b>	<b>3.910,184</b>		
CANTABRIA	CANTABRIA	145,987	6.122,015	651,076	28.101,338	10.495,631	1.889,096	1.432,976	
<b>Total CANTABRIA</b>	<b>145,987</b>	<b>6.122,015</b>	<b>651,076</b>	<b>28.101,338</b>	<b>10.495,631</b>	<b>1.889,096</b>	<b>1.432,976</b>		
CASTILLA Y LEON	AVILA	24,032	2.425,622	237,071	10.375,654	6.078,714	4,038,122	404,875	
	BURGOS	31,339	5.185,256	602,834	32.869,755	13.736,615	3.923,539	2.869,991	
	LEON	22,777	5.919,982	624,981	26.942,847	21.502,619	10.853,665	9.452,661	
	PALENCIA	25,230	1.907,120	204,166	12.550,347	7.130,841	3.029,871	1.216,348	
	SALAMANCA	30,545	4.340,331	511,858	19.017,656	7.860,638	8.236,382	383,234	
	SEGOVIA	52,336	2.780,939	269,265	13.158,558	10.717,612	4.383,547	1.190,575	
	SORIA	0,000	1.361,279	166,441	6.793,681	3.936,240	4,055,425	35,518	
	VALLADOLID	36,054	6.175,292	580,797	25.265,581	13.990,678	6.105,311	588,111	
	ZAMORA	39,002	2.646,237	376,754	17.234,357	8.404,624	3.025,195	629,288	
	<b>Total CASTILLA Y LEON</b>	<b>261,315</b>	<b>32.742,058</b>	<b>3.574,167</b>	<b>164.208,436</b>	<b>93.358,581</b>	<b>47.651,057</b>	<b>16.770,601</b>	
CASTILLA-LA MANCHA	ALBACETE	44,169	4.188,983	431,797	23.392,390	12.585,032	3.981,637	2.625,913	
	CIUDAD REAL	72,768	5.495,326	553,563	28.957,500	20.077,358	7,096,169	7,461,293	
	CUENCA	6,808	2.928,332	346,353	20.984,636	15.312,582	4.820,357	2.353,904	
	GUADALAJARA	11,621	3.410,615	361,789	18.225,125	10.506,294	6,183,191	2,155,561	
	TOLEDO	68,791	8.415,980	802,906	45.877,506	31.641,722	11,162,618	20.706,882	
	<b>Total CASTILLA-LA MANCHA</b>	<b>204,157</b>	<b>24.439,184</b>	<b>2.496,408</b>	<b>137.437,157</b>	<b>90.122,988</b>	<b>33.243,927</b>	<b>35.303,553</b>	
	CATALUÑA	BARCELONA	560,078	56.619,125	8.829,344	169.432,172	53.692,780	23,047,093	20.336,716
		GERONA	49,878	12.410,744	1,973,664	69.573,189	14.234,760	11,897,768	1,197,739
		LERIDA	49,032	5.903,803	728,505	26.839,406	18.054,672	7,466,689	4,418,428
		TARRAGONA	19,332	10.016,487	1,238,863	38.030,338	11,974,778	4,273,683	4,419,015
<b>Total CATALUÑA</b>		<b>668,320</b>	<b>84.950,159</b>	<b>12,770,376</b>	<b>303.875,105</b>	<b>97.976,960</b>	<b>46.685,233</b>	<b>30.371,898</b>	
CEUTA	CEUTA	73,994	874,074	45,447	1.735,439	0,000	0,000	5,776,058	
	<b>Total CEUTA</b>	<b>73,994</b>	<b>874,074</b>	<b>45,447</b>	<b>1.735,439</b>	<b>0,000</b>	<b>0,000</b>	<b>5,776,058</b>	
COMUNIDAD VALENCIANA	ALICANTE	149,245	23.801,580	2,571,871	64.439,318	14,621,130	8,353,918	3,598,236	
	CASTELLON	20,088	7.196,514	762,677	29.337,338	5,712,807	1,968,537	32,569,220	
	VALENCIA	180,170	26.688,179	2,567,855	125,460,017	20,552,090	7,355,934	4,381,396	
	<b>Total COMUNIDAD VALENCIANA</b>	<b>349,503</b>	<b>57.686,273</b>	<b>5,902,403</b>	<b>219.236,673</b>	<b>40.886,027</b>	<b>17.678,389</b>	<b>40.548,852</b>	
EXTREMADURA	BADAJOS	161,599	8.028,546	546,916	30.302,180	8,660,645	3,455,968	2,392,622	
	CACERES	6,370	4.974,707	429,834	17,195,614	5,455,113	2,592,909	1,380,227	
<b>Total EXTREMADURA</b>	<b>167,969</b>	<b>13.003,253</b>	<b>976,750</b>	<b>47.497,794</b>	<b>14.115,758</b>	<b>6.048,867</b>	<b>3.772,849</b>		
GALICIA	LA CORUÑA	31,439	10.443,965	1,200,535	46,474,493	14,495,324	14,577,046	13,526,577	
	LUGO	20,339	3.188,526	306,012	19,100,997	5,237,699	9,384,372	31,273,211	
	ORENSE	0,000	3.447,715	476,324	13,733,932	4,762,545	9,336,113	2,133,160	
	PONTEVEDRA	0,000	9.701,948	1,142,725	39,989,544	9,367,683	13,697,555	4,371,983	
<b>Total GALICIA</b>	<b>51,778</b>	<b>26.782,154</b>	<b>3,125,596</b>	<b>119.298,966</b>	<b>33.944,973</b>	<b>46.913,364</b>	<b>51.304,931</b>		
LA RIOJA	LA RIOJA	15,030	3.208,373	399,694	14,673,995	8,349,913	6,226,457	1,775,781	
	<b>Total LA RIOJA</b>	<b>15,030</b>	<b>3.208,373</b>	<b>399,694</b>	<b>14.673,995</b>	<b>8.349,913</b>	<b>6.226,457</b>	<b>1.775,781</b>	
MADRID	MADRID	86,975	65.080,652	6,497,420	188,506,954	35,130,982	76,336,509	4,561,084	
	<b>Total MADRID</b>	<b>86,975</b>	<b>65.080,652</b>	<b>6.497,420</b>	<b>188.506.954</b>	<b>35.130.982</b>	<b>76.336.509</b>	<b>4.561.084</b>	
MELILLA	MELILLA	0,000	915,476	0,000	1,514,947	0,000	0,000	4,742,530	
	<b>Total MELILLA</b>	<b>0,000</b>	<b>915,476</b>	<b>0,000</b>	<b>1.514,947</b>	<b>0,000</b>	<b>0,000</b>	<b>4.742.530</b>	
MURCIA	MURCIA	86,253	14.792,959	1,662,470	79,827,923	21,308,775	4,534,763	6,447,235	
	<b>Total MURCIA</b>	<b>86,253</b>	<b>14.792,959</b>	<b>1.662,470</b>	<b>79.827.923</b>	<b>21.308.775</b>	<b>4.534.763</b>	<b>6.447.235</b>	
NAVARRA	NAVARRA	85,383	7.164,713	566,515	49,420,402	17,698,926	9,082,779	3,510,249	
	<b>Total NAVARRA</b>	<b>85,383</b>	<b>7.164,713</b>	<b>566,515</b>	<b>49.420.402</b>	<b>17.698.926</b>	<b>9.082.779</b>	<b>3.510.249</b>	
PAIS VASCO	ALAVA	75,151	3.020,271	406,613	22,905,198	4,891,345	4,611,483	301,213	
	GUIPUZCOA	152,692	7,201,931	992,887	45,134,851	4,076,403	3,121,976	217,687	
VIZCAYA	91,589	10,973,195	1,126,575	42,853,623	12,110,623	11,107,894	5,799,579		
<b>Total PAIS VASCO</b>	<b>319,432</b>	<b>21.193,397</b>	<b>2,526,075</b>	<b>110.893,672</b>	<b>18.841,353</b>	<b>18.841,353</b>	<b>6.318,479</b>		
<b>TOTAL NACIONAL</b>		<b>4.576,669</b>	<b>516,081,752</b>	<b>74,480,245</b>	<b>1.973,612,546</b>	<b>613,629,930</b>	<b>400,264,486</b>	<b>294,227,999</b>	

## **ANEXO V**



**FELIPE SIVÍ GAÑÁN, PRESIDENTE DEL COMISIONADO PARA EL MERCADO DE TABACOS CERTIFICA:**

1) Que las ventas de labores de tabaco en el año 2005 a Expendedurías de Tabaco y Timbre de las provincias y municipios que se relacionan son las que se indican a continuación y están expresadas en miles de unidades:

**2005-PENINSULA e II.BALEARS.-VENTAS FISICAS DE TODO EL AÑO  
(Miles de unidades)**

PROVINCIA	EP.1-CIGARROS	EP.2-CIGARRILLOS	EP.3- P.LIAR	EP.4- P.PIPA	EP.5-CIGARRILLOS
Álava	16.914,747	530.481,019	41,179	7,480	
Albacete	8.177,715	733.912,020	77,669	5,496	
Alicante/Alacant	45.824,479	5.547.920,406	14.008,343	284,032	
Almería	9.564,846	1.527.209,840	970,009	32,738	
Asturias	32.650,196	2.019.472,876	249,857	45,076	
Ávila	5.190,706	331.226,199	36,206	3,934	
Badajoz	13.020,766	1.328.834,137	85,755	13,983	
Balears (Illes)	34.226,955	3.923.120,133	9.396,511	230,483	
Barcelona	148.090,933	9.721.203,824	3.871,562	291,474	
Burgos	17.500,374	675.924,334	67,331	9,526	
Cáceres	11.376,652	817.167,147	88,584	5,987	
Cádiz	15.559,348	2.060.860,774	248,583	36,572	
Cantabria	19.815,815	1.159.834,273	459,811	23,966	
Castellón/Castelló	12.004,469	1.208.184,211	211,098	17,089	
Ciudad Real	11.153,619	970.831,580	73,031	6,873	
Córdoba	11.049,438	1.465.133,747	89,430	16,020	



Coruña (A)	18.644,676	1.936.789,075	379,417	27,919	
Cuenca	5.301,038	424.384,120	34,138	3,092	
Girona	56.626,198	4.711.104,484	6.791,923	236,513	
Granada	10.847,998	1.792.187,191	517,563	30,614	
Guadalajara	4.527,115	427.519,806	31,736	4,902	
Guipúzcoa	56.641,201	2.724.595,996	2.540,410	78,214	
Huelva	6.220,367	1.179.914,610	111,500	17,420	
Huesca	9.091,356	574.197,064	439,380	16,905	
Jaén	10.167,175	1.240.682,000	74,963	9,647	
León	17.470,886	877.639,472	127,913	13,830	
Lleida	18.950,577	1.471.726,597	1.450,267	59,596	
Lugo	8.365,808	545.125,073	167,814	7,490	
Madrid	97.162,259	10.953.961,188	1.438,271	274,542	
Málaga	32.533,618	4.036.955,603	6.537,175	189,161	
Murcia	22.883,251	2.980.568,109	1.172,018	48,096	
Navarra	44.171,782	1.909.897,055	1.590,097	65,540	
Ourense	7.232,729	503.060,750	62,745	5,510	
Palencia	8.409,869	320.036,384	39,197	5,467	
Pontevedra	18.978,823	1.553.006,790	196,864	28,846	
Rioja (La)	15.542,955	538.746,394	46,722	6,151	
Salamanca	11.028,378	617.995,606	74,764	11,567	
Segovia	5.573,141	287.525,607	39,581	5,310	
Sevilla	26.117,214	3.566.098,227	208,759	50,590	
Soria	3.554,371	157.140,820	18,412	2,700	
Tarragona	22.979,067	1.870.187,551	2.373,298	60,385	
Teruel	4.095,863	260.395,314	55,101	2,741	
Toledo	15.134,080	1.231.282,787	71,724	11,300	
Valencia/València	38.461,924	5.034.096,704	813,775	68,281	
Valladolid	17.276,907	925.653,111	111,255	15,891	
Vizcaya	57.370,665	1.857.622,828	605,647	26,048	
Zamora	7.127,127	328.262,172	41,264	4,215	
Zaragoza	28.340,362	1.839.861,408	227,687	36,132	
<b>TOTALES</b>	<b>1.118.949,838</b>	<b>92.699.536,416</b>	<b>58.366,339</b>	<b>2.455,344</b>	<b>0,000</b>

**2005-PENINSULA e II.BALEARS.-VENTAS FISICAS HASTA 16-9-05**  
**(Miles de unidades)**

PROVINCIA	EP.1-CIGARROS	EP.2-CIGARRILLOS	EP.3- P.LIAR	EP.4- P.PIPA	EP.5- CIGARRILLOS
Álava	11.187,797	371.617,263	27,348	5,168	
Albacete	5.543,855	519.043,171	54,019	3,924	
Alicante/Alacant	32.028,842	3.959.642,676	9.968,926	194,296	



Almería	6.606,634	1.088.184,632	665,887	23,276
Asturias	22.550,270	1.458.664,150	179,478	32,937
Ávila	3.529,696	241.588,039	25,050	2,807
Badajoz	9.187,019	939.272,958	54,654	10,179
Baleares (Illes)	25.044,260	2.970.499,771	7.295,701	172,823
Barcelona	100.376,802	6.877.927,552	2.801,495	202,762
Burgos	11.779,169	490.358,511	46,962	7,077
Cáceres	7.894,194	586.887,128	58,006	4,325
Cádiz	11.106,597	1.487.963,373	174,828	27,345
Cantabria	13.885,081	840.613,198	321,139	17,524
Castellón/Castelló	8.123,536	872.239,405	150,092	12,347
Ciudad Real	7.699,159	685.148,057	47,016	4,936
Córdoba	7.755,875	1.034.298,591	55,980	11,501
Coruña (A)	13.003,309	1.397.798,053	275,438	20,276
Cuenca	3.572,602	304.636,520	22,459	2,247
Girona	40.801,098	3.483.754,003	4.840,033	174,625
Granada	7.561,193	1.276.695,975	349,496	21,595
Guadalajara	3.111,287	306.259,960	21,728	3,673
Guipúzcoa	38.239,963	1.991.106,356	1.799,524	56,473
Huelva	4.609,060	860.358,032	72,162	13,159
Huesca	6.215,532	426.002,245	338,816	12,840
Jaén	7.266,449	884.841,320	47,159	6,656
León	11.407,801	632.811,638	92,783	10,105
Lleida	13.112,565	1.051.748,738	1.011,356	42,206
Lugo	5.653,987	391.817,754	123,539	5,580
Madrid	66.165,183	7.712.757,030	965,930	196,734
Málaga	23.297,258	2.898.131,660	4.660,229	132,307
Murcia	15.831,339	2.115.094,520	817,228	34,002
Navarra	29.189,043	1.394.430,428	1.165,369	50,362
Ourense	5.018,996	360.112,346	46,295	3,905
Palencia	5.331,619	228.780,840	27,001	4,084
Pontevedra	13.086,255	1.109.595,599	139,073	20,583
Rioja (La)	10.299,097	386.732,173	32,536	4,445
Salamanca	7.394,750	441.940,183	53,045	8,227
Segovia	3.744,264	207.436,458	27,189	3,857
Sevilla	17.800,127	2.531.017,785	139,166	35,052
Soria	2.442,152	114.205,506	13,188	1,930
Tarragona	16.138,345	1.383.425,454	1.764,533	44,621
Teruel	2.729,988	191.045,650	38,701	2,071
Toledo	10.241,104	876.138,018	43,982	7,903
Valencia/València	26.584,186	3.574.686,475	557,678	48,323
Valladolid	11.789,387	667.249,493	78,895	11,501
Vizcaya	38.198,387	1.320.269,615	386,074	18,519
Zamora	4.951,014	237.359,233	29,945	3,084



Zaragoza	19.691,267	1.309.646,730	159,928	25,906	
<b>TOTALES</b>	<b>768.777,394</b>	<b>66.491.834,267</b>	<b>42.067,058</b>	<b>1.760,075</b>	<b>0,000</b>

**2005-PENINSULA e II.BALEARS.-VENTAS FISIC DE 17-9-05 A 31-12-05**  
**(Miles de unidades)**

PROVINCIA	EP.1-CIGARROS	EP.2-CIGARRILLOS	EP.3-P.LIAR	EP.4-P.PIPA	EP.5-CIGARRILLOS
Álava	5.726,950	158.863,756	13,831	2,312	
Albacete	2.633,860	214.868,849	23,650	1,572	
Alicante/Alacant	13.795,637	1.588.277,730	4.039,417	89,736	
Almería	2.958,212	439.025,208	304,122	9,462	
Asturias	10.099,926	560.808,726	70,379	12,139	
Ávila	1.661,010	89.638,160	11,156	1,127	
Badajoz	3.833,747	389.561,179	31,101	3,804	
Balears (Illes)	9.182,695	952.620,362	2.100,810	57,660	
Barcelona	47.714,131	2.843.276,272	1.070,067	88,712	
Burgos	5.721,205	185.565,823	20,369	2,449	
Cáceres	3.482,458	230.280,019	30,578	1,662	
Cádiz	4.452,751	572.897,401	73,755	9,227	
Cantabria	5.930,734	319.221,075	138,672	6,442	
Castellón/Castelló	3.880,933	335.944,806	61,006	4,742	
Ciudad Real	3.454,460	285.683,523	26,015	1,937	
Córdoba	3.293,563	430.835,156	33,450	4,519	
Coruña (A)	5.641,367	538.991,022	103,979	7,643	
Cuenca	1.728,436	119.747,600	11,679	0,845	
Girona	15.825,100	1.227.350,481	1.951,890	61,888	
Granada	3.286,805	515.491,216	168,067	9,019	
Guadalajara	1.415,828	121.259,846	10,008	1,229	
Guipúzcoa	18.401,238	733.489,640	740,886	21,741	
Huelva	1.611,307	319.556,578	39,338	4,261	
Huesca	2.875,824	148.194,819	100,564	4,065	
Jaén	2.900,726	355.840,680	27,804	2,991	
León	6.063,085	244.827,834	35,130	3,725	
Lleida	5.838,012	419.977,859	438,911	17,390	
Lugo	2.711,821	153.307,319	44,275	1,910	
Madrid	30.997,076	3.241.204,158	472,341	77,808	
Málaga	9.236,360	1.138.823,943	1.876,946	56,854	
Murcia	7.051,912	865.473,589	354,790	14,094	
Navarra	14.982,739	515.466,627	424,728	15,178	
Ourense	2.213,733	142.948,404	16,450	1,605	
Palencia	3.078,250	91.255,544	12,196	1,383	



Pontevedra	5.892,568	443.411,191	57,791	8,263	
Rioja (La)	5.243,858	152.014,221	14,186	1,706	
Salamanca	3.633,628	176.055,423	21,719	3,340	
Segovia	1.828,877	80.089,149	12,392	1,453	
Sevilla	8.317,087	1.035.080,442	69,593	15,538	
Soria	1.112,219	42.935,314	5,224	0,770	
Tarragona	6.840,722	486.762,097	608,765	15,764	
Teruel	1.365,875	69.349,664	16,400	0,670	
Toledo	4.892,976	355.144,769	27,742	3,397	
Valencia/València	11.877,738	1.459.410,229	256,097	19,958	
Valladolid	5.487,520	258.403,618	32,360	4,390	
Vizcaya	19.172,278	537.353,213	219,573	7,529	
Zamora	2.176,113	90.902,939	11,319	1,131	
Zaragoza	8.649,095	530.214,678	67,759	10,226	
<b>TOTALES</b>	<b>350.172,444</b>	<b>26.207.702,149</b>	<b>16.299,281</b>	<b>695,269</b>	<b>0,000</b>

## 2005-PENINSULA e II.BALEARS.-VENTAS FISICAS DE TODO EL AÑO

(Miles de Unidades)

CODIGO	MUNICIPIO	EP.1- CIGARROS	EP.2- CIGARRILLOS	EP.3- P.LIAR	EP.4- P.PIPA	EP.5- CIGARRILLOS
2003	Albacete	3.797,136	273.249,945	15,015	3,562	
3014	Alicante/Alacant	6.772,720	730.474,152	195,635	16,739	
3065	Elche/Elx	4.665,915	474.631,125	395,941	9,051	
3133	Torreveija	3.682,497	423.995,038	2.028,070	43,878	
4013	Almería	1.968,235	440.701,317	39,461	5,012	
33004	Avilés	1.872,934	148.803,589	9,705	3,564	
33024	Gijón	7.535,704	505.054,337	49,218	11,888	
33044	Oviedo	6.357,423	433.940,502	37,705	13,615	
5019	Ávila	1.273,399	105.350,036	6,419	1,875	
6015	Badajoz	3.770,198	313.978,179	13,827	6,280	
6083	Mérida	1.030,092	110.622,310	6,689	2,269	
7040	Palma de Mallorca	11.532,481	1.005.579,340	905,125	41,592	
8015	Badalona	3.981,967	345.233,866	20,369	4,323	
8019	Barcelona	64.120,294	3.312.470,551	1.473,629	149,829	
8073	Cornellà de Llobregat	2.620,937	194.002,553	8,671	2,901	
8101	Hospitalet de Llobregat (L')	4.454,403	390.276,275	31,062	5,837	
8121	Mataró	3.545,021	215.630,095	19,416	4,271	
8187	Sabadell	4.299,639	350.578,551	26,483	6,645	
8200	Sant Boi de Llobregat	1.399,656	135.414,097	9,690	1,863	
8245	Santa Coloma de Gramenet	1.898,775	161.181,868	11,882	3,181	
8279	Terrassa	4.290,689	314.930,078	24,793	6,478	



9059	Burgos	6.389,963	332.080,262	30,164	6,396
10037	Cáceres	3.110,681	183.829,638	36,483	1,805
11004	Algeciras	1.459,200	115.274,799	28,424	5,286
11012	Cádiz	1.086,536	265.866,681	21,856	5,319
11020	Jerez de la Frontera	2.270,246	349.038,885	29,340	5,802
11027	Puerto de Santa María (EI)	1.349,967	181.622,320	11,930	2,336
11031	San Fernando	447,406	142.309,338	8,357	2,622
39075	Santander	5.573,161	392.441,157	336,044	13,906
12040	Castellón de la Plana/Castelló de la Plana	4.001,805	362.833,015	29,730	3,465
13034	Ciudad Real	1.583,702	155.143,095	10,476	2,410
14021	Córdoba	3.637,561	636.208,324	37,483	10,832
15030	Coruña (A)	5.610,473	456.396,697	75,624	10,040
15036	Ferrol	902,778	154.183,705	17,018	3,940
15078	Santiago de Compostela	2.583,759	223.282,135	42,544	5,731
16078	Cuenca	1.068,193	109.517,198	10,883	1,504
17079	Girona	3.006,878	203.030,163	546,986	8,091
18087	Granada	3.723,860	601.472,668	191,390	15,071
19130	Guadalajara	1.788,167	158.864,937	9,852	2,153
21041	Huelva	1.414,933	311.181,582	12,522	4,978
22125	Huesca	2.408,603	113.963,796	13,268	3,349
23050	Jaén	1.413,950	231.018,920	9,336	3,664
24089	León	5.088,592	287.200,317	27,267	5,846
25120	Lleida	4.762,798	289.571,104	30,148	5,616
27028	Lugo	2.283,797	159.560,789	22,702	2,881
28005	Alcalá de Henares	2.991,474	370.501,397	23,337	6,272
28006	Alcobendas	3.213,554	167.567,542	9,337	2,474
28007	Alcorcón	2.520,693	232.347,971	15,067	3,541
28049	Coslada	1.111,735	160.498,471	8,159	2,077
28058	Fuenlabrada	2.401,756	294.730,991	12,692	3,497
28065	Getafe	2.122,817	236.790,382	15,649	3,617
28074	Leganés	2.454,395	302.967,221	15,556	3,350
28079	Madrid	67.299,065	6.159.828,610	940,983	184,047
28092	Móstoles	2.637,469	297.301,727	20,779	6,119
28106	Parla	1.025,626	143.496,545	5,477	1,200
28148	Torrejón de Ardoz	1.549,049	190.731,015	8,616	2,419
29067	Málaga	7.490,461	1.147.428,276	496,415	21,757
29069	Marbella	8.245,820	382.047,045	305,700	24,000
30016	Cartagena	3.907,517	505.107,325	229,184	11,717
30024	Lorca	1.603,760	162.995,422	14,161	1,087
30030	Murcia	9.316,302	965.266,555	194,264	13,024
32054	Ourense	2.279,536	188.810,769	15,312	2,570
34120	Palencia	3.342,372	153.692,845	15,384	3,447
36038	Pontevedra	1.557,191	139.647,661	12,420	3,342





36057	Vigo	6.147,713	504.267,481	65,188	9,396
26089	Logroño	6.736,020	258.277,437	19,389	4,534
37274	Salamanca	4.570,555	318.958,845	34,577	7,346
40194	Segovia	2.175,516	111.336,287	13,422	4,484
41038	Dos Hermanas	972,607	188.424,046	6,983	2,252
41091	Sevilla	11.417,207	1.495.805,810	99,602	29,397
42173	Soria	1.627,929	75.680,370	5,508	1,460
43123	Reus	2.586,068	204.792,321	21,978	4,011
43148	Tarragona	2.827,502	266.281,591	44,208	5,622
44216	Teruel	814,724	77.029,675	7,917	2,033
45165	Talavera de la Reina	2.076,403	176.627,659	8,361	1,268
45168	Toledo	2.145,232	175.597,295	14,501	3,532
46250	Valencia	17.169,976	1.713.047,831	264,110	36,273
47186	Valladolid	9.373,618	580.581,853	60,722	12,921
49275	Zamora	2.207,860	131.126,126	13,179	2,774
50297	Zaragoza	18.477,295	1.272.115,762	119,130	32,617

**2005-PENINSULA e II.BALEARS.-VENTAS FISICAS HASTA 16-9-05**  
**(Miles de Unidades)**

CODIGO	MUNICIPIO	EP.1- CIGARROS	EP.2- CIGARRILLOS	EP.3- P.LIAR	EP.4- P.PIPA	EP.5- CIGARRILLOS
2003	Albacete	2.608,832	195.997,637	10,822	2,553	
3014	Alicante/Alacant	4.653,215	523.956,949	141,002	11,999	
3065	Elche/Elx	3.205,729	340.445,005	285,371	6,488	
3133	Torrevieja	2.530,069	304.124,583	1.461,715	31,454	
4013	Almería	1.352,281	316.107,718	28,441	3,593	
33004	Avilés	1.286,804	106.734,337	6,994	2,555	
33024	Gijón	5.177,425	362.267,068	35,474	8,521	
33044	Oviedo	4.367,884	311.258,298	27,176	9,760	
5019	Ávila	874,892	75.565,827	4,626	1,344	
6015	Badajoz	2.590,324	225.211,321	9,966	4,502	
6083	Mérida	707,727	79.347,541	4,821	1,627	
7040	Palma de Mallorca	7.923,421	721.285,320	652,361	29,815	
8015	Badalona	2.735,821	247.630,505	14,681	3,099	
8019	Barcelona	44.054,015	2.375.979,983	1.062,106	107,403	
8073	Cornellà de Llobregat	1.800,722	139.154,802	6,249	2,079	
8101	Hospitalet de Llobregat (L')	3.060,409	279.938,675	22,388	4,184	
8121	Mataró	2.435,616	154.667,877	13,994	3,062	
8187	Sabadell	2.954,078	251.464,158	19,087	4,763	
8200	Sant Boi de Llobregat	961,638	97.130,277	6,984	1,335	
8245	Santa Coloma de Gramenet	1.304,558	115.613,071	8,564	2,280	



8279	Terrassa	2.947,929	225.894,102	17,869	4,644
9059	Burgos	4.390,241	238.195,643	21,740	4,585
10037	Cáceres	2.137,202	131.857,939	26,295	1,294
11004	Algeciras	1.002,547	82.684,695	20,486	3,789
11012	Cádiz	746,507	190.701,744	15,753	3,813
11020	Jerez de la Frontera	1.559,778	250.359,781	21,147	4,159
11027	Puerto de Santa María (El)	927,498	130.274,667	8,599	1,675
11031	San Fernando	307,392	102.076,119	6,023	1,880
39075	Santander	3.829,055	281.491,509	242,201	9,968
12040	Castellón de la Plana/Castelló de la Plana	2.749,450	260.254,081	21,428	2,484
13034	Ciudad Real	1.088,087	111.281,559	7,551	1,728
14021	Córdoba	2.499,196	456.341,639	27,016	7,765
15030	Coruña (A)	3.854,690	327.365,753	54,505	7,197
15036	Ferrol	620,256	110.593,405	12,266	2,825
15078	Santiago de Compostela	1.775,179	160.156,559	30,663	4,108
16078	Cuenca	733,905	78.554,863	7,844	1,078
17079	Girona	2.065,883	145.630,156	394,236	5,800
18087	Granada	2.558,487	431.426,332	137,943	10,804
19130	Guadalajara	1.228,565	113.951,175	7,101	1,544
21041	Huelva	972,133	223.205,369	9,025	3,568
22125	Huesca	1.654,837	81.744,334	9,563	2,401
23050	Jaén	971,458	165.706,025	6,729	2,627
24089	León	3.496,130	206.004,007	19,653	4,191
25120	Lleida	3.272,293	207.704,532	21,729	4,026
27028	Lugo	1.569,089	114.450,298	16,362	2,065
28005	Alcalá de Henares	2.055,300	265.754,484	16,820	4,496
28006	Alcobendas	2.207,881	120.193,408	6,729	1,773
28007	Alcorcón	1.731,848	166.659,332	10,859	2,538
28049	Coslada	763,820	115.122,882	5,880	1,489
28058	Fuenlabrada	1.650,133	211.405,634	9,148	2,506
28065	Getafe	1.458,487	169.845,799	11,279	2,593
28074	Leganés	1.686,299	217.313,344	11,212	2,402
28079	Madrid	46.237,998	4.418.342,517	678,206	131,931
28092	Móstoles	1.812,080	213.249,580	14,976	4,386
28106	Parla	704,659	102.927,683	3,948	0,860
28148	Torrejón de Ardoz	1.064,278	136.808,182	6,210	1,734
29067	Málaga	5.146,341	823.031,201	357,787	15,596
29069	Marbella	5.665,312	274.035,985	220,331	17,204
30016	Cartagena	2.684,669	362.305,076	165,182	8,399
30024	Lorca	1.101,868	116.913,903	10,206	0,779
30030	Murcia	6.400,789	692.369,630	140,014	9,336
32054	Ourense	1.566,161	135.430,821	11,036	1,842
34120	Palencia	2.296,386	110.241,319	11,088	2,471
36038	Pontevedra	1.069,872	100.166,942	8,952	2,396



36057	Vigo	4.223,802	361.702,669	46,984	6,735
26089	Logroño	4.628,000	185.258,106	13,974	3,250
37274	Salamanca	3.140,212	228.783,870	24,921	5,266
40194	Segovia	1.494,694	79.859,665	9,674	3,215
41038	Dos Hermanas	668,232	135.153,431	5,033	1,614
41091	Sevilla	7.844,222	1.072.916,606	71,787	21,073
42173	Soria	1.118,473	54.284,269	3,970	1,047
43123	Reus	1.776,765	146.894,123	15,840	2,875
43148	Tarragona	1.942,643	190.999,352	31,863	4,030
44216	Teruel	559,758	55.252,103	5,706	1,457
45165	Talavera de la Reina	1.426,598	126.692,079	6,026	0,909
45168	Toledo	1.473,887	125.953,016	10,451	2,532
46250	Valencia	11.796,677	1.228.740,691	190,355	26,002
47186	Valladolid	6.440,169	416.441,698	43,765	9,262
49275	Zamora	1.516,916	94.054,587	9,499	1,989
50297	Zaragoza	12.694,874	912.467,459	85,862	23,381

**2005-PENINSULA e II.BALEARS.-VENTAS FISIC DESDE 17-9-056 HASTA 31-12-05**  
**(Miles de Unidades)**

CODIGO	MUNICIPIO	EP.1- CIGARROS	EP.2- CIGARRILLOS	EP.3-P.LIAR	EP.4-P.PIPA	EP.5- CIGARRILLOS
2003	Albacete	1.188,304	77.252,308	4,193	1,009	
3014	Alicante/Alacant	2.119,505	206.517,203	54,633	4,740	
3065	Elche/Elx	1.460,186	134.186,120	110,570	2,563	
3133	Torreveija	1.152,428	119.870,456	566,355	12,425	
4013	Almería	615,954	124.593,599	11,020	1,419	
33004	Avilés	586,130	42.069,252	2,710	1,009	
33024	Gijón	2.358,279	142.787,269	13,745	3,366	
33044	Oviedo	1.989,539	122.682,204	10,529	3,855	
5019	Ávila	398,507	29.784,209	1,793	0,531	
6015	Badajoz	1.179,874	88.766,858	3,861	1,778	
6083	Mérida	322,365	31.274,769	1,868	0,643	
7040	Palma de Mallorca	3.609,060	284.294,020	252,764	11,778	
8015	Badalona	1.246,146	97.603,361	5,688	1,224	
8019	Barcelona	20.066,279	936.490,569	411,523	42,426	
8073	Cornellà de Llobregat	820,215	54.847,751	2,421	0,821	
8101	Hospitalet de Llobregat (L')	1.393,994	110.337,600	8,674	1,653	
8121	Mataró	1.109,405	60.962,217	5,422	1,209	
8187	Sabadell	1.345,561	99.114,392	7,395	1,882	
8200	Sant Boi de Llobregat	438,019	38.283,819	2,706	0,527	
8245	Santa Coloma de Gramenet	594,217	45.568,797	3,318	0,901	



8279	Terrassa	1.342,760	89.035,976	6,924	1,834
9059	Burgos	1.999,722	93.884,618	8,423	1,811
10037	Cáceres	973,480	51.971,699	10,188	0,511
11004	Algeciras	456,653	32.590,105	7,938	1,497
11012	Cádiz	340,029	75.164,937	6,104	1,506
11020	Jerez de la Frontera	710,467	98.679,103	8,193	1,643
11027	Puerto de Santa María (El)	422,469	51.347,653	3,332	0,662
11031	San Fernando	140,015	40.233,219	2,334	0,742
39075	Santander	1.744,106	110.949,648	93,843	3,938
12040	Castellón de la Plana/Castelló de la Plana	1.252,354	102.578,933	8,302	0,981
13034	Ciudad Real	495,615	43.861,536	2,926	0,682
14021	Córdoba	1.138,365	179.866,684	10,467	3,067
15030	Coruña (A)	1.755,783	129.030,944	21,119	2,843
15036	Ferrol	282,522	43.590,300	4,753	1,116
15078	Santiago de Compostela	808,581	63.125,577	11,881	1,623
16078	Cuenca	334,288	30.962,335	3,039	0,426
17079	Girona	940,995	57.400,007	152,750	2,291
18087	Granada	1.165,372	170.046,336	53,447	4,268
19130	Guadalajara	559,602	44.913,762	2,751	0,610
21041	Huelva	442,800	87.976,214	3,497	1,410
22125	Huesca	753,766	32.219,462	3,705	0,948
23050	Jaén	442,492	65.312,894	2,607	1,038
24089	León	1.592,462	81.196,311	7,615	1,655
25120	Lleida	1.490,505	81.866,572	8,419	1,590
27028	Lugo	714,708	45.110,491	6,340	0,816
28005	Alcalá de Henares	936,174	104.746,913	6,517	1,776
28006	Alcobendas	1.005,673	47.374,134	2,607	0,700
28007	Alcorcón	788,844	65.688,639	4,208	1,003
28049	Coslada	347,914	45.375,590	2,278	0,588
28058	Fuenlabrada	751,623	83.325,358	3,544	0,990
28065	Getafe	664,330	66.944,583	4,370	1,024
28074	Leganés	768,097	85.653,877	4,344	0,949
28079	Madrid	21.061,068	1.741.486,093	262,777	52,116
28092	Móstoles	825,389	84.052,148	5,803	1,733
28106	Parla	320,967	40.568,862	1,530	0,340
28148	Torrejón de Ardoz	484,771	53.922,833	2,406	0,685
29067	Málaga	2.344,120	324.397,075	138,628	6,161
29069	Marbella	2.580,508	108.011,060	85,369	6,796
30016	Cartagena	1.222,847	142.802,250	64,001	3,318
30024	Lorca	501,893	46.081,519	3,955	0,308
30030	Murcia	2.915,512	272.896,924	54,250	3,688
32054	Ourense	713,375	53.379,947	4,276	0,728
34120	Palencia	1.045,987	43.451,526	4,296	0,976



36038	Pontevedra	487,319	39.480,718	3,468	0,946
36057	Vigo	1.923,911	142.564,812	18,204	2,661
26089	Logroño	2.108,020	73.019,331	5,415	1,284
37274	Salamanca	1.430,343	90.174,975	9,656	2,080
40194	Segovia	680,822	31.476,622	3,748	1,270
41038	Dos Hermanas	304,375	53.270,614	1,950	0,638
41091	Sevilla	3.572,985	422.889,204	27,815	8,324
42173	Soria	509,456	21.396,100	1,538	0,414
43123	Reus	809,303	57.898,198	6,138	1,136
43148	Tarragona	884,860	75.282,239	12,345	1,592
44216	Teruel	254,966	21.777,571	2,211	0,576
45165	Talavera de la Reina	649,805	49.935,580	2,335	0,359
45168	Toledo	671,345	49.644,278	4,049	1,000
46250	Valencia	5.373,299	484.307,139	73,755	10,271
47186	Valladolid	2.933,449	164.140,155	16,957	3,659
49275	Zamora	690,944	37.071,539	3,680	0,786
50297	Zaragoza	5.782,421	359.648,303	33,268	9,236

2) Que los importes de las ventas de las labores de tabaco en el año 2005 a Expendedurías de tabacos y Timbre de las provincias y municipios que se relacionan son los que se indican a continuación, están expresados en Euros y estimados a precios de venta al público en Expendedurías :

## 2005-PENINSULA e II.BALEARS.-IMPORTE DE LAS VENTAS (Hasta 16-9-05) (Euros)

PROVINCIA	EP.1-CIGARROS	EP.2-CIGARRILLOS	EP.3-P.LIAR	EP.4-P.PIPA	EP.5-CIGARRILLOS
Álava	4.085.699	42.392.906	71.356	17.234	
Albacete	2.411.306	57.563.839	122.181	12.081	
Alicante/Alacant	13.648.006	455.465.290	33.392.502	675.520	
Almería	2.549.159	125.266.758	2.214.096	79.702	
Asturias	8.683.961	162.674.844	426.243	102.363	
Ávila	1.298.356	26.945.704	57.111	9.150	
Badajoz	3.268.970	99.812.807	116.538	31.327	
Balears (Illes)	11.053.480	351.365.363	24.274.057	625.531	
Barcelona	41.825.843	794.269.848	8.664.542	672.191	
Burgos	4.389.167	55.631.648	122.190	21.946	
Cáceres	2.852.388	63.576.065	150.703	12.552	



Cádiz	4.128.839	162.084.601	520.609	86.211	
Cantabria	5.464.025	96.035.628	990.890	56.384	
Castellón/Castelló	3.803.367	96.828.050	400.851	37.631	
Ciudad Real	2.990.518	74.782.492	99.141	15.709	
Córdoba	2.654.449	112.061.324	135.696	35.853	
Coruña (A)	5.485.410	154.575.777	647.250	65.932	
Cuenca	1.367.181	33.570.026	51.963	6.996	
Girona	14.326.493	376.741.494	14.372.477	514.765	
Granada	2.692.539	142.305.707	1.034.767	67.776	
Guadalajara	1.280.669	34.434.978	52.678	10.998	
Guipúzcoa	15.729.284	211.241.056	4.781.944	169.232	
Huelva	1.759.683	93.355.792	204.254	40.733	
Huesca	2.524.267	46.941.528	839.575	37.446	
Jaén	2.530.823	95.826.454	105.669	20.533	
León	4.391.162	71.444.712	223.075	31.057	
Lleida	4.775.888	111.206.201	2.400.864	129.968	
Lugo	2.177.634	43.404.377	245.112	17.455	
Madrid	31.907.615	865.005.328	2.645.458	639.648	
Málaga	10.008.661	334.371.726	16.035.550	461.679	
Murcia	7.866.211	243.696.118	2.704.050	109.860	
Navarra	10.541.025	148.918.826	2.850.314	141.489	
Ourense	1.951.320	39.961.323	101.075	11.739	
Palencia	2.066.813	25.654.397	59.741	12.859	
Pontevedra	4.964.985	121.999.397	371.341	64.639	
Rioja (La)	4.355.704	43.845.659	84.655	14.750	
Salamanca	2.843.581	49.059.446	128.767	25.865	
Segovia	1.587.087	23.605.367	70.767	14.185	
Sevilla	6.140.435	277.913.544	340.691	107.998	
Soria	1.004.010	13.109.215	28.244	5.743	
Tarragona	6.161.102	159.791.930	5.946.050	151.384	
Teruel	971.664	21.594.294	80.871	6.991	
Toledo	4.192.712	96.738.985	103.441	23.953	
Valencia/València	11.317.431	389.042.540	1.477.861	153.261	
Valladolid	4.651.412	74.897.058	193.806	36.278	
Vizcaya	14.902.964	150.001.528	1.224.720	59.547	
Zamora	1.762.550	26.616.571	64.340	9.349	
Zaragoza	7.708.354	145.269.078	374.775	83.446	
<b>TOTALES</b>	<b>311.054.204</b>	<b>7.442.897.601</b>	<b>131.604.852</b>	<b>5.738.938</b>	<b>0</b>



**2005-PENINS.e II.BALEARS.-IMPORTE VENTAS (De 17-9-05 a 31-12-05)**

**(Euros)**

PROVINCIA	EP.1-CIGARROS	EP.2-CIGARRILLOS	EP.3-P.LIAR	EP.4-P.PIPA	EP.5-CIGARRILLOS
Álava	2.228.514	17.612.860	36.553	8.351	
Albacete	1.159.288	22.703.714	49.813	5.301	
Alicante/Alacant	5.713.599	174.273.289	13.713.106	328.141	
Almería	1.153.853	48.731.559	1.021.615	33.992	
Asturias	3.887.963	59.378.319	166.370	39.336	
Ávila	603.437	9.542.067	23.478	3.893	
Badajoz	1.329.644	38.760.473	58.393	12.534	
Balears (Illes)	4.435.645	108.246.570	7.043.901	214.685	
Barcelona	21.526.414	314.377.701	3.246.694	304.907	
Burgos	2.230.586	19.930.490	49.687	7.998	
Cáceres	1.262.395	23.302.838	72.534	5.224	
Cádiz	1.626.879	58.818.262	205.811	29.895	
Cantabria	2.373.572	35.044.836	428.560	20.457	
Castellón/Castelló	1.740.211	35.207.341	153.656	15.336	
Ciudad Real	1.348.370	29.623.696	47.153	6.487	
Córdoba	1.082.467	44.055.352	69.398	14.439	
Coruña (A)	2.499.594	56.642.451	245.762	26.979	
Cuenca	657.060	12.440.231	23.271	2.779	
Girona	6.207.922	126.257.602	5.942.296	190.415	
Granada	1.131.526	55.465.435	505.934	29.534	
Guadalajara	567.498	13.148.254	21.394	3.744	
Guipúzcoa	7.763.551	74.884.478	1.952.560	66.847	
Huelva	588.855	32.584.292	105.427	14.009	
Huesca	1.162.448	15.619.089	252.583	12.700	
Jaén	965.974	36.370.275	56.066	9.654	
León	2.384.652	26.160.149	82.832	11.895	
Lleida	2.221.062	42.423.126	1.071.416	56.209	
Lugo	1.063.462	16.200.536	89.510	6.260	
Madrid	15.689.157	351.685.118	1.227.051	260.296	
Málaga	4.147.894	125.839.519	6.548.284	209.680	
Murcia	3.528.155	95.466.031	1.175.171	48.229	
Navarra	5.403.822	52.942.292	1.035.785	44.300	
Ourense	841.309	14.774.000	35.543	4.916	
Palencia	1.170.296	9.571.841	25.651	4.475	
Pontevedra	2.255.926	45.396.947	154.754	27.211	
Rioja (La)	2.221.077	16.333.676	34.301	5.701	
Salamanca	1.412.386	18.250.839	48.329	11.415	
Segovia	752.684	8.696.128	29.665	5.620	



Sevilla	3.002.576	107.600.308	165.149	50.919	
Soria	435.078	4.684.602	10.713	2.316	
Tarragona	2.758.324	53.488.167	2.038.503	54.210	
Teruel	485.178	7.492.768	33.965	2.148	
Toledo	1.929.059	37.204.602	53.423	10.608	
Valencia/València	5.075.646	151.131.292	639.163	66.524	
Valladolid	2.268.374	27.465.804	76.023	14.586	
Vizcaya	7.541.136	59.654.374	676.590	25.205	
Zamora	777.635	9.613.652	23.340	3.552	
Zaragoza	3.568.737	55.647.533	154.541	34.552	
<b>TOTALES</b>	<b>146.180.891</b>	<b>2.800.744.775</b>	<b>50.921.714</b>	<b>2.368.460</b>	<b>0</b>

**2005-PENINSULA e II.BALEARS.-IMPORTE DE LAS VENTAS DE TODO EL AÑO  
(Euros)**

CODIGO	MUNICIPIO	EP.1- CIGARROS	EP.2- CIGARRILLOS	EP.3- P.LIAR	EP.4- P.PIPA	EP.5- CIGARRILLOS
2003	Albacete	1.551.619	29.650.331	46.955	11.760	
3014	Alicante/Alacant	2.767.528	80.046.625	611.801	55.270	
3065	Elche/Elx	1.906.627	52.447.084	1.238.210	29.885	
3133	Torrevieja	1.504.774	49.966.403	6.342.298	144.884	
4013	Almería	804.277	49.460.374	123.406	16.549	
33004	Avilés	765.335	16.051.679	30.348	11.768	
33024	Gijón	3.079.305	54.992.152	153.918	39.252	
33044	Oviedo	2.597.826	47.701.272	117.914	44.956	
5019	Ávila	520.347	11.595.059	20.073	6.191	
6015	Badajoz	1.540.611	32.556.884	43.240	20.736	
6083	Mérida	420.925	11.811.699	20.919	7.492	
7040	Palma de Mallorca	4.712.503	114.922.314	2.830.559	137.335	
8015	Badalona	1.627.146	39.104.685	63.701	14.273	
8019	Barcelona	26.201.397	378.831.676	4.608.417	494.727	
8073	Cornellà de Llobregat	1.070.990	22.030.418	27.115	9.578	
8101	Hospitalet de Llobregat (L')	1.820.197	43.964.210	97.139	19.272	
8121	Mataró	1.448.598	24.632.586	60.717	14.102	
8187	Sabadell	1.756.956	40.033.172	82.818	21.940	
8200	Sant Boi de Llobregat	571.940	15.225.578	30.302	6.150	
8245	Santa Coloma de Gramenet	775.894	17.800.183	37.157	10.503	
8279	Terrassa	1.753.299	35.851.981	77.534	21.391	
9059	Burgos	2.611.123	37.023.761	94.329	21.119	
10037	Cáceres	1.271.114	19.682.058	114.092	5.958	
11004	Algeciras	596.271	11.688.125	88.889	17.455	





11012	Cádiz	443.990	27.883.263	68.351	17.563
11020	Jerez de la Frontera	927.688	37.178.422	91.754	19.157
11027	Puerto de Santa María (El)	551.635	19.668.882	37.309	7.715
11031	San Fernando	182.823	14.853.864	26.133	8.658
39075	Santander	2.277.354	43.911.054	1.050.896	45.917
12040	Castellón de la Plana/Castelló de la Plana	1.635.252	39.499.227	92.975	11.442
13034	Ciudad Real	647.146	16.946.999	32.762	7.958
14021	Córdoba	1.486.412	67.680.202	117.219	35.767
15030	Coruña (A)	2.292.601	49.609.297	236.496	33.152
15036	Ferrol	368.901	16.374.092	53.221	13.011
15078	Santiago de Compostela	1.055.798	24.731.705	133.046	18.922
16078	Cuenca	436.495	11.912.553	34.034	4.967
17079	Girona	1.228.697	23.546.114	1.710.567	26.717
18087	Granada	1.521.676	65.967.835	598.527	49.765
19130	Guadalajara	730.696	17.665.801	30.811	7.110
21041	Huelva	578.182	33.287.358	39.161	16.437
22125	Huesca	984.225	12.591.481	41.492	11.060
23050	Jaén	577.781	24.584.208	29.197	12.100
24089	León	2.079.345	31.773.419	85.272	19.303
25120	Lleida	1.946.216	32.431.266	94.280	18.543
27028	Lugo	933.225	17.221.677	70.996	9.513
28005	Alcalá de Henares	1.222.402	39.954.347	72.982	20.711
28006	Alcobendas	1.313.151	18.905.318	29.198	8.168
28007	Alcorcón	1.030.027	25.445.126	47.119	11.691
28049	Coslada	454.287	17.498.363	25.515	6.857
28058	Fuenlabrada	981.427	31.608.028	39.692	11.545
28065	Getafe	867.444	25.931.320	48.938	11.943
28074	Leganés	1.002.937	33.200.495	48.647	11.063
28079	Madrid	27.500.334	687.406.946	2.942.696	607.711
28092	Móstoles	1.077.746	31.921.905	64.981	20.203
28106	Parla	419.100	15.372.127	17.129	3.962
28148	Torrejón de Ardoz	632.986	20.926.569	26.946	7.986
29067	Málaga	3.060.818	124.839.650	1.552.418	71.840
29069	Marbella	3.369.479	45.688.710	956.002	79.247
30016	Cartagena	1.596.724	56.416.845	716.717	38.690
30024	Lorca	655.343	18.577.919	44.285	3.590
30030	Murcia	3.806.909	111.284.566	607.512	43.005
32054	Ourense	931.484	20.493.303	47.886	8.486
34120	Palencia	1.365.790	16.768.481	48.109	11.383
36038	Pontevedra	636.313	15.323.963	38.841	11.036
36057	Vigo	2.512.132	54.543.812	203.861	31.026
26089	Logroño	2.752.532	28.826.708	60.634	14.971



37274	Salamanca	1.867.660	35.100.797	108.132	24.255	
40194	Segovia	888.979	12.389.136	41.974	14.807	
41038	Dos Hermanas	397.435	20.362.606	21.837	7.436	
41091	Sevilla	4.665.399	161.375.583	311.481	97.066	
42173	Soria	665.219	8.538.273	17.224	4.822	
43123	Reus	1.056.742	22.912.012	68.731	13.243	
43148	Tarragona	1.155.399	29.975.601	138.250	18.564	
44216	Teruel	332.920	8.670.461	24.757	6.712	
45165	Talavera de la Reina	848.478	19.151.497	26.148	4.188	
45168	Toledo	876.603	19.415.506	45.348	11.661	
46250	Valencia	7.016.146	185.244.319	825.939	119.771	
47186	Valladolid	3.830.330	63.840.405	189.894	42.664	
49275	Zamora	902.195	14.431.789	41.214	9.160	
50297	Zaragoza	7.550.354	138.687.969	372.549	107.700	

**2005-PENINSULA e II.BALEARS.-IMPORTE DE LAS VENTAS (Hasta 16-9-05)**  
**(Euros)**

CODIGO	MUNICIPIO	EP.1- CIGARROS	EP.2- CIGARRILLOS	EP.3- P.LIAR	EP.4- P.PIPA	EP.5- CIGARRILLOS
2003	Albacete	1.055.557	21.543.546	33.856	8.325	
3014	Alicante/Alacant	1.882.732	58.160.839	441.119	39.123	
3065	Elche/Elx	1.297.067	38.107.371	892.771	21.155	
3133	Torre Vieja	1.023.689	36.304.940	4.572.908	102.558	
4013	Almería	547.145	35.937.266	88.978	11.714	
33004	Avilés	520.652	11.662.942	21.882	8.330	
33024	Gijón	2.094.832	39.956.584	110.977	27.785	
33044	Oviedo	1.767.285	34.659.125	85.018	31.823	
5019	Ávila	353.989	8.424.820	14.473	4.382	
6015	Badajoz	1.048.068	23.655.409	31.177	14.679	
6083	Mérida	286.353	8.582.227	15.083	5.304	
7040	Palma de Mallorca	3.205.887	83.501.062	2.040.883	97.215	
8015	Badalona	1.106.938	28.412.956	45.929	10.104	
8019	Barcelona	17.824.648	275.254.179	3.322.749	350.199	
8073	Cornellà de Llobregat	728.588	16.007.016	19.550	6.780	
8101	Hospitalet de Llobregat (L')	1.238.269	31.943.825	70.039	13.642	
8121	Mataró	985.472	17.897.717	43.778	9.983	
8187	Sabadell	1.195.246	29.087.583	59.713	15.531	
8200	Sant Boi de Llobregat	389.087	11.062.707	21.848	4.354	
8245	Santa Coloma de Gramenet	527.836	12.933.382	26.791	7.435	
8279	Terrassa	1.192.758	26.049.584	55.903	15.142	
9059	Burgos	1.776.331	26.900.984	68.013	14.950	



10037	Cáceres	864.731	14.300.728	82.262	4.218
11004	Algeciras	405.639	8.492.440	64.090	12.355
11012	Cádiz	302.044	20.259.617	49.282	12.432
11020	Jerez de la Frontera	631.100	27.013.359	66.156	13.560
11027	Puerto de Santa María (EI)	375.274	14.291.154	26.900	5.461
11031	San Fernando	124.373	10.792.625	18.843	6.129
39075	Santander	1.549.270	31.905.202	757.714	32.503
12040	Castellón de la Plana/Castelló de la Plana	1.112.452	28.699.625	67.036	8.100
13034	Ciudad Real	440.250	12.313.469	23.622	5.633
14021	Córdoba	1.011.197	49.175.556	84.517	25.318
15030	Coruña (A)	1.559.642	36.045.472	170.518	23.467
15036	Ferrol	250.961	11.897.203	38.373	9.210
15078	Santiago de Compostela	718.253	17.969.736	95.928	13.395
16078	Cuenca	296.945	8.655.506	24.539	3.516
17079	Girona	835.875	17.108.301	1.233.349	18.912
18087	Granada	1.035.187	47.931.373	431.548	35.227
19130	Guadalajara	497.088	12.835.742	22.215	5.033
21041	Huelva	393.334	24.186.162	28.235	11.635
22125	Huesca	669.562	9.148.807	29.917	7.829
23050	Jaén	393.061	17.862.566	21.051	8.565
24089	León	1.414.566	23.086.154	61.482	13.664
25120	Lleida	1.323.999	23.564.137	67.978	13.126
27028	Lugo	634.867	12.513.047	51.189	6.734
28005	Alcalá de Henares	831.593	29.030.310	52.621	14.661
28006	Alcobendas	893.328	13.736.358	21.053	5.782
28007	Alcorcón	700.721	18.488.098	33.973	8.276
28049	Coslada	309.048	12.714.083	18.397	4.854
28058	Fuenlabrada	667.659	22.965.983	28.618	8.173
28065	Getafe	590.117	18.841.360	35.285	8.454
28074	Leganés	682.292	24.123.048	35.075	7.831
28079	Madrid	18.708.307	499.460.965	2.121.736	430.177
28092	Móstoles	733.184	23.194.042	46.853	14.301
28106	Parla	285.111	11.169.188	12.351	2.804
28148	Torrejón de Ardoz	430.616	15.204.973	19.428	5.653
29067	Málaga	2.082.255	90.706.869	1.119.320	50.853
29069	Marbella	2.292.236	33.196.824	689.294	56.096
30016	Cartagena	1.086.241	40.991.748	516.765	27.387
30024	Lorca	445.826	13.498.475	31.930	2.542
30030	Murcia	2.589.817	80.857.922	438.027	30.442
32054	Ourense	633.683	14.890.168	34.526	6.007
34120	Palencia	929.138	12.183.760	34.688	8.057
36038	Pontevedra	432.880	11.134.193	28.005	7.812
36057	Vigo	1.708.988	39.630.826	146.987	21.962



26089	Logroño	1.872.530	20.945.112	43.718	10.598
37274	Salamanca	1.270.558	25.503.784	77.965	17.169
40194	Segovia	604.767	9.001.785	30.264	10.482
41038	Dos Hermanas	270.373	14.795.205	15.745	5.264
41091	Sevilla	3.173.842	117.253.404	224.584	68.710
42173	Soria	452.544	6.203.798	12.419	3.413
43123	Reus	718.895	16.647.570	49.556	9.374
43148	Tarragona	786.011	21.779.882	99.681	13.141
44216	Teruel	226.483	6.299.844	17.850	4.751
45165	Talavera de la Reina	577.214	13.915.229	18.853	2.964
45168	Toledo	596.348	14.107.055	32.696	8.255
46250	Valencia	4.773.041	134.596.118	595.516	84.782
47186	Valladolid	2.605.750	46.385.610	136.917	30.200
49275	Zamora	613.758	10.485.951	29.716	6.484
50297	Zaragoza	5.136.459	100.768.878	268.615	76.237

**2005-PENINS.e II.BALEARS.-IMPORTE DE LAS VENTAS (De 17-9-05 a 31-12-05)**  
**(Euros)**

CODIGO	MUNICIPIO	EP.1- CIGARROS	EP.2- CIGARRILLOS	EP.3-P.LIAR	EP.4-P.PIPA	EP.5- CIGARRILLOS
2003	Albacete	496.062	8.106.785	13.100	3.436	
3014	Alicante/Alacant	884.796	21.885.786	170.682	16.146	
3065	Elche/Elx	609.560	14.339.714	345.439	8.731	
3133	Torreveija	481.086	13.661.463	1.769.390	42.326	
4013	Almería	257.132	13.523.108	34.428	4.835	
33004	Avilés	244.682	4.388.737	8.467	3.438	
33024	Gijón	984.473	15.035.568	42.940	11.467	
33044	Oviedo	830.541	13.042.147	32.896	13.133	
5019	Ávila	166.358	3.170.240	5.600	1.809	
6015	Badajoz	492.543	8.901.475	12.063	6.058	
6083	Mérida	134.572	3.229.472	5.836	2.189	
7040	Palma de Mallorca	1.506.617	31.421.252	789.676	40.121	
8015	Badalona	520.209	10.691.728	17.771	4.170	
8019	Barcelona	8.376.749	103.577.497	1.285.667	144.527	
8073	Cornellà de Llobregat	342.402	6.023.402	7.565	2.798	
8101	Hospitalet de Llobregat (L')	581.928	12.020.386	27.100	5.630	
8121	Mataró	463.126	6.734.869	16.939	4.120	
8187	Sabadell	561.710	10.945.589	23.105	6.409	
8200	Sant Boi de Llobregat	182.853	4.162.871	8.454	1.797	
8245	Santa Coloma de Gramenet	248.058	4.866.801	10.366	3.068	
8279	Terrassa	560.541	9.802.397	21.631	6.249	



9059	Burgos	834.792	10.122.777	26.316	6.170
10037	Cáceres	406.383	5.381.330	31.830	1.741
11004	Algeciras	190.632	3.195.685	24.798	5.099
11012	Cádiz	141.946	7.623.646	19.069	5.131
11020	Jerez de la Frontera	296.587	10.165.063	25.598	5.596
11027	Puerto de Santa María (El)	176.361	5.377.728	10.409	2.254
11031	San Fernando	58.450	4.061.239	7.291	2.529
39075	Santander	728.084	12.005.852	293.181	13.414
12040	Castellón de la Plana/Castelló de la Plana	522.800	10.799.601	25.938	3.343
13034	Ciudad Real	206.897	4.633.529	9.140	2.325
14021	Córdoba	475.215	18.504.645	32.702	10.449
15030	Coruña (A)	732.959	13.563.826	65.978	9.685
15036	Ferrol	117.940	4.476.889	14.848	3.801
15078	Santiago de Compostela	337.545	6.761.969	37.117	5.528
16078	Cuenca	139.550	3.257.047	9.495	1.451
17079	Girona	392.822	6.437.813	477.218	7.805
18087	Granada	486.489	18.036.462	166.978	14.538
19130	Guadalajara	233.608	4.830.059	8.596	2.077
21041	Huelva	184.848	9.101.196	10.925	4.802
22125	Huesca	314.663	3.442.674	11.576	3.231
23050	Jaén	184.720	6.721.641	8.145	3.535
24089	León	664.779	8.687.265	23.789	5.639
25120	Lleida	622.217	8.867.129	26.303	5.417
27028	Lugo	298.358	4.708.630	19.807	2.779
28005	Alcalá de Henares	390.810	10.924.037	20.361	6.050
28006	Alcobendas	419.822	5.168.959	8.146	2.386
28007	Alcorcón	329.306	6.957.028	13.145	3.415
28049	Coslada	145.238	4.784.279	7.118	2.003
28058	Fuenlabrada	313.768	8.642.045	11.073	3.373
28065	Getafe	277.327	7.089.959	13.653	3.489
28074	Leganés	320.645	9.077.446	13.572	3.232
28079	Madrid	8.792.027	187.945.981	820.961	177.534
28092	Móstoles	344.562	8.727.863	18.129	5.902
28106	Parla	133.989	4.202.939	4.779	1.157
28148	Torrejón de Ardoz	202.370	5.721.595	7.517	2.333
29067	Málaga	978.562	34.132.780	433.097	20.987
29069	Marbella	1.077.243	12.491.886	266.708	23.151
30016	Cartagena	510.482	15.425.098	199.951	11.303
30024	Lorca	209.517	5.079.444	12.355	1.049
30030	Murcia	1.217.092	30.426.645	169.485	12.563
32054	Ourense	297.801	5.603.135	13.359	2.479
34120	Palencia	436.651	4.584.720	13.422	3.325
36038	Pontevedra	203.433	4.189.770	10.836	3.224



36057	Vigo	803.144	14.912.986	56.874	9.064
26089	Logroño	880.001	7.881.596	16.916	4.374
37274	Salamanca	597.103	9.597.013	30.167	7.086
40194	Segovia	284.212	3.387.350	11.710	4.326
41038	Dos Hermanas	127.063	5.567.401	6.092	2.172
41091	Sevilla	1.491.557	44.122.179	86.898	28.357
42173	Soria	212.675	2.334.475	4.805	1.409
43123	Reus	337.847	6.264.441	19.175	3.869
43148	Tarragona	369.388	8.195.718	38.569	5.423
44216	Teruel	106.436	2.370.616	6.907	1.961
45165	Talavera de la Reina	271.264	5.236.268	7.295	1.223
45168	Toledo	280.256	5.308.451	12.651	3.407
46250	Valencia	2.243.105	50.648.201	230.422	34.989
47186	Valladolid	1.224.580	17.454.795	52.977	12.464
49275	Zamora	288.437	3.945.839	11.498	2.676
50297	Zaragoza	2.413.895	37.919.091	103.935	31.463

Madrid, 17 de Mayo de 2007  
**EL PRESIDENTE DEL COMISIONADO**



**FELIPE SIVÍ GAÑÁN, PRESIDENTE DEL COMISIONADO PARA EL MERCADO DE  
TABACOS CERTIFICA:**

1) Que las ventas de labores de tabaco en el año 2005 a Expendedurías de Tabaco y Timbre de las islas que se relacionan son las que se indican a continuación y están expresadas en miles de unidades:

**2005-ISLAS BALEARES.-VENTAS FISICAS DE TODO EL AÑO  
(Miles de Unidades)**

ISLA	EP.1- CIGARROS	EP.2- CIGARRILLOS	EP.3- P.LIAR	EP.4- P.PIPA	EP.5- CIGARRILLOS
Ibiza+Formantera	4.389,583	588.313,530	1.420,522	28,275	0,000
Mallorca+Dragonera+Cabrera	26.540,678	3.040.164,411	7.217,659	177,321	0,000
Menorca	3.296,694	294.642,192	758,330	24,887	0,000
<b>TOTALES</b>	<b>34.226,955</b>	<b>3.923.120,133</b>	<b>9.396,511</b>	<b>230,483</b>	<b>0,000</b>

**2005-ISLAS BALEARES.-VENTAS FISICAS HASTA 16-9-05  
(Miles de Unidades)**

ISLA	EP.1- CIGARROS	EP.2- CIGARRILLOS	EP.3- P.LIAR	EP.4- P.PIPA	EP.5- CIGARRILLOS
Ibiza+Formantera	3.211,909	445.457,989	1.102,931	21,202	0,000
Mallorca+Dragonera+Cabrera	19.420,122	2.301.945,233	5.603,983	132,960	0,000
Menorca	2.412,229	223.096,550	588,787	18,661	0,000
<b>TOTALES</b>	<b>25.044,260</b>	<b>2.970.499,771</b>	<b>7.295,701</b>	<b>172,823</b>	<b>0,000</b>



## 2005-ISLAS BALEARS.-VENTAS FISIC DESDE 17-9-056 HASTA 31-12-05

(Miles de Unidades)

ISLA	EP.1- CIGARROS	EP.2- CIGARRILLOS	EP.3- P.LIAR	EP.4- P.PIPA	EP.5- CIGARRILLOS
Ibiza+Formantera	1.177,674	142.855,541	317,591	7,074	0,000
Mallorca+Dragonera+Cabrera	7.120,556	738.219,178	1.613,677	44,361	0,000
Menorca	884,465	71.545,643	169,542	6,226	0,000
<b>TOTALES</b>	<b>9.182,695</b>	<b>952.620,362</b>	<b>2.100,810</b>	<b>57,660</b>	<b>0,000</b>

2) Que los importes de las ventas de las labores de tabaco en el año 2005 a Expendedurías de tabacos y Timbre de las islas que se relacionan son los que se indican a continuación , están expresados en Euros y estimados a precios de venta al público en Expendedurías:

## 2005-ISLAS BALEARES.-IMPORTE DE LAS VENTAS DE TODO EL AÑO

(Euros)

ISLA	EP.1- CIGARROS	EP.2- CIGARRILLOS	EP.3- P.LIAR	EP.4- P.PIPA	EP.5- CIGARRILLOS
Ibiza+Formantera	1.986.469	70.436.855	4.734.507	103.076	0
Mallorca+Dragonera+Cabrera	12.010.764	354.247.765	24.055.987	646.416	0
Menorca	1.491.891	34.927.314	2.527.463	90.723	0
<b>TOTALES</b>	<b>15.489.125</b>	<b>459.611.933</b>	<b>31.317.957</b>	<b>840.215</b>	<b>0</b>

## 2005-ISLAS II.BALEARES.-IMPORTE DE LAS VENTAS (Hasta 16-9-05)

(Euros)

ISLA	EP.1- CIGARROS	EP.2- CIGARRILLOS	EP.3- P.LIAR	EP.4- P.PIPA	EP.5- CIGARRILLOS
Ibiza+Formantera	1.417.601	53.847.756	3.669.642	76.739	0
Mallorca+Dragonera+Cabrera	8.571.223	270.816.281	18.645.418	481.249	0
Menorca	1.064.656	26.701.326	1.958.997	67.542	0
<b>TOTALES</b>	<b>11.053.480</b>	<b>351.365.363</b>	<b>24.274.057</b>	<b>625.531</b>	<b>0</b>





**2005-ISLAS BALEARES.-IMPORTE DE LAS VENTAS (De 17-9-05 a 31-12-05)  
(Euros)**

ISLA	EP.1- CIGARROS	EP.2- CIGARRILLOS	EP.3- P.LIAR	EP.4- P.PIPA	EP.5- CIGARRILLOS
Ibiza+Formantera	568.868	16.589.099	1.064.865	26.337	0
Mallorca+Dragonera+Cabrera	3.439.541	83.431.484	5.410.570	165.167	0
Menorca	427.235	8.225.987	568.466	23.181	0
<b>TOTALES</b>	<b>4.435.645</b>	<b>108.246.570</b>	<b>7.043.901</b>	<b>214.685</b>	<b>0</b>

Madrid, 17 de Mayo de 2007  
**EL PRESIDENTE DEL COMISIONADO**

## **ANEXO VI**

## DATOS DE POBLACIÓN

Código		Municipio	Población	Pobl CCAA	Ratio Pobl
Prov.	Mun.		2005	2005	2005
02	003	Albacete	159.518	1.894.667	0,084193159
28	005	Alcalá de Henares	197.804	5.964.143	0,033165536
28	006	Alcobendas	103.149	5.964.143	0,017294857
28	007	Alcorcón	162.524	5.964.143	0,027250185
11	004	Algeciras	111.283	7.849.799	0,014176541
03	014	Alicante/Alacant	319.380	4.692.449	0,068062540
04	013	Almería	181.702	7.849.799	0,023147344
05	019	Ávila	52.612	2.510.849	0,020953869
33	004	Avilés	83.855	1.076.635	0,077886192
06	015	Badajoz	143.019	1.083.879	0,131951076
08	015	Badalona	218.553	6.995.206	0,031243254
08	019	Barcelona	1.593.075	6.995.206	0,227738111
09	059	Burgos	172.421	2.510.849	0,068670398
10	037	Cáceres	89.029	1.083.879	0,082139242
11	012	Cádiz	131.813	7.849.799	0,016791895
30	016	Cartagena	203.945	1.335.792	0,152677213
12	040	Castellón de la Plana	167.455	4.692.449	0,035686056
13	034	Ciudad Real	69.063	1.894.667	0,036451260
14	021	Córdoba	321.164	7.849.799	0,040913659
08	073	Cornellà de Llobregat	84.131	6.995.206	0,012026951
15	030	Coruña (A)	243.349	2.762.198	0,088099767
28	049	Coslada	82.894	5.964.143	0,013898728
16	078	Cuenca	49.912	1.894.667	0,026343415
41	038	Dos Hermanas	112.273	7.849.799	0,014302659
03	065	Elche/Elx	215.137	4.692.449	0,045847488
15	036	Ferrol	77.155	2.762.198	0,027932465
28	058	Fuenlabrada	195.131	5.964.143	0,032717358
28	065	Getafe	157.397	5.964.143	0,026390548
33	024	Gijón	273.931	1.076.635	0,254432561
17	079	Girona	86.672	6.995.206	0,012390200
18	087	Granada	236.982	7.849.799	0,030189563
19	130	Guadalajara	73.719	1.894.667	0,038908684
08	101	Hospitalet de Llobregat (L')	252.884	6.995.206	0,036151044
21	041	Huelva	145.150	7.849.799	0,018490919
22	125	Huesca	48.530	1.269.027	0,038241897
23	050	Jaén	116.540	7.849.799	0,014846240
11	020	Jerez de la Frontera	196.275	7.849.799	0,025003825
28	074	Leganés	181.248	5.964.143	0,030389613
24	089	León	136.414	2.510.849	0,054329830
25	120	Lleida	124.709	6.995.206	0,017827781
26	089	Logroño	144.935	301.084	0,481377290
30	024	Lorca	87.153	1.335.792	0,065244439
27	028	Lugo	92.271	2.762.198	0,033404919
28	079	Madrid	3.155.359	5.964.143	0,529054887

Código		Municipio	Población	Pobl CCAA	Ratio Pobl
Prov.	Mun.		2005	2005	2005
29	067	Málaga	558.287	7.849.799	0,071121184
29	069	Marbella	124.333	7.849.799	0,015839004
08	121	Mataró	116.698	6.995.206	0,016682568
06	083	Mérida	53.089	1.083.879	0,048980560
28	092	Móstoles	204.463	5.964.143	0,034282042
30	030	Murcia	409.810	1.335.792	0,306791776
32	054	Ourense	108.358	2.762.198	0,039228904
33	044	Oviedo	212.174	1.076.635	0,197071431
34	120	Palencia	81.439	2.510.849	0,032434846
07	040	Palma de Mallorca	375.773	983.131	0,382220681
35	016	Palmas de Gran Canaria (Las)	378.628	1.968.280	0,192364907
28	106	Parla	91.024	5.964.143	0,015261874
36	038	Pontevedra	79.372	2.762.198	0,028735087
11	027	Puerto de Santa María (El)	82.306	7.849.799	0,010485109
43	123	Reus	99.505	6.995.206	0,014224742
08	187	Sabadell	196.971	6.995.206	0,028157998
37	274	Salamanca	160.331	2.510.849	0,063855294
38	023	San Cristóbal de La Laguna	141.627	1.968.280	0,071954702
11	031	San Fernando	92.666	7.849.799	0,011804888
08	200	Sant Boi de Llobregat	81.181	6.995.206	0,011605234
08	245	Santa Coloma de Gramenet	118.129	6.995.206	0,016887137
38	038	Santa Cruz de Tenerife	221.567	1.968.280	0,112568842
39	075	Santander	183.955	562.309	0,327142194
15	078	Santiago de Compostela	92.919	2.762.198	0,033639515
40	194	Segovia	55.942	2.510.849	0,022280113
41	091	Sevilla	704.154	7.849.799	0,089703443
42	173	Soria	37.200	2.510.849	0,014815706
45	165	Talavera de la Reina	82.975	1.894.667	0,043793975
43	148	Tarragona	128.152	6.995.206	0,018319975
35	026	Telde	96.547	1.968.280	0,049051456
08	279	Terrassa	194.947	6.995.206	0,027868657
44	216	Teruel	33.238	1.269.027	0,026191720
45	168	Toledo	75.533	1.894.667	0,039866108
28	148	Torrejón de Ardoz	109.483	5.964.143	0,018356870
03	133	Torre Vieja	84.348	4.692.449	0,017975262
46	250	Valencia	796.549	4.692.449	0,169751232
47	186	Valladolid	321.001	2.510.849	0,127845601
36	057	Vigo	293.725	2.762.198	0,106337417
49	275	Zamora	66.123	2.510.849	0,026334917
50	297	Zaragoza	647.373	1.269.027	0,510133354
<b>Población total</b>			<b>19.045.415</b>		

## DATOS DE POBLACIÓN

Código Prov.	Provincia o ente asimilado	Población	Pobl CCAA	Ratio Pobl
		2005	2005	2005
1	ALAVA	299.957	2.124.846	0,141166466
2	ALBACETE	384.640	1.894.667	0,203011928
3	ALICANTE	1.732.389	4.692.449	0,369186538
4	ALMERIA	612.315	7.849.799	0,078003908
33	ASTURIAS	1.076.635	1.076.635	1,000000000
5	AVILA	167.032	2.510.849	0,066524112
6	BADAJOS	671.299	1.083.879	0,619348654
8	BARCELONA	5.226.354	6.995.206	0,747133680
9	BURGOS	361.021	2.510.849	0,143784433
10	CACERES	412.580	1.083.879	0,380651346
11	CADIZ	1.180.817	7.849.799	0,150426399
12	CASTELLON	543.432	4.692.449	0,115809889
51	CEUTA	75.276	75.276	1,000000000
13	CIUDAD REAL	500.060	1.894.667	0,263930284
14	CORDOBA	784.376	7.849.799	0,099923068
15	CORUÑA, LA	1.126.707	2.762.198	0,407902330
16	CUENCA	207.974	1.894.667	0,109768102
35	FUERTEVENTURA	86.642	1.968.280	0,044019144
17	GERONA	664.506	6.995.206	0,094994486
38	GOMERA, LA	21.746	1.968.280	0,011048225
35	GRAN CANARIA	802.247	1.968.280	0,407587843
18	GRANADA	860.898	7.849.799	0,109671343
19	GUADALAJARA	203.737	1.894.667	0,107531825
20	GUIPUZCOA	688.708	2.124.846	0,324121372
38	HIERRO, EL	10.477	1.968.280	0,005322922
21	HUELVA	483.792	7.849.799	0,061631132
22	HUESCA	215.864	1.269.027	0,170101976
7	IBIZA-FORMENTERA	118.613	983.131	0,120648215
23	JAEN	660.284	7.849.799	0,084114765
35	LANZAROTE	123.039	1.968.280	0,062510923
24	LEON	495.902	2.510.849	0,197503713
25	LERIDA	399.439	6.995.206	0,057101821
27	LUGO	357.625	2.762.198	0,129471168
29	MALAGA	1.453.409	7.849.799	0,185152384
7	MALLORCA	777.821	983.131	0,791167199
52	MELILLA	65.488	65.488	1,000000000
7	MENORCA	86.697	983.131	0,088184586
30	MURCIA	1.335.792	1.335.792	1,000000000
31	NAVARRA	593.472	593.472	1,000000000
32	ORENSE	339.555	2.762.198	0,122929276
34	PALENCIA	173.471	2.510.849	0,069088583
38	PALMA, LA	85.252	1.968.280	0,043312943
36	PONTEVEDRA	938.311	2.762.198	0,339697227
37	SALAMANCA	352.414	2.510.849	0,140356509
40	SEGOVIA	155.517	2.510.849	0,061938014
41	SEVILLA	1.813.908	7.849.799	0,231077000
42	SORIA	92.773	2.510.849	0,036948857
43	TARRAGONA	704.907	6.995.206	0,100770013
38	TENERIFE	838.877	1.968.280	0,426198000
44	TERUEL	141.091	1.269.027	0,111180456
45	TOLEDO	598.256	1.894.667	0,315757861
46	VALENCIA	2.416.628	4.692.449	0,515003573
47	VALLADOLID	514.674	2.510.849	0,204980068
48	VIZCAYA	1.136.181	2.124.846	0,534712163
49	ZAMORA	198.045	2.510.849	0,078875711
50	ZARAGOZA	912.072	1.269.027	0,718717569
<b>Población total</b>		<b>37.280.994</b>		